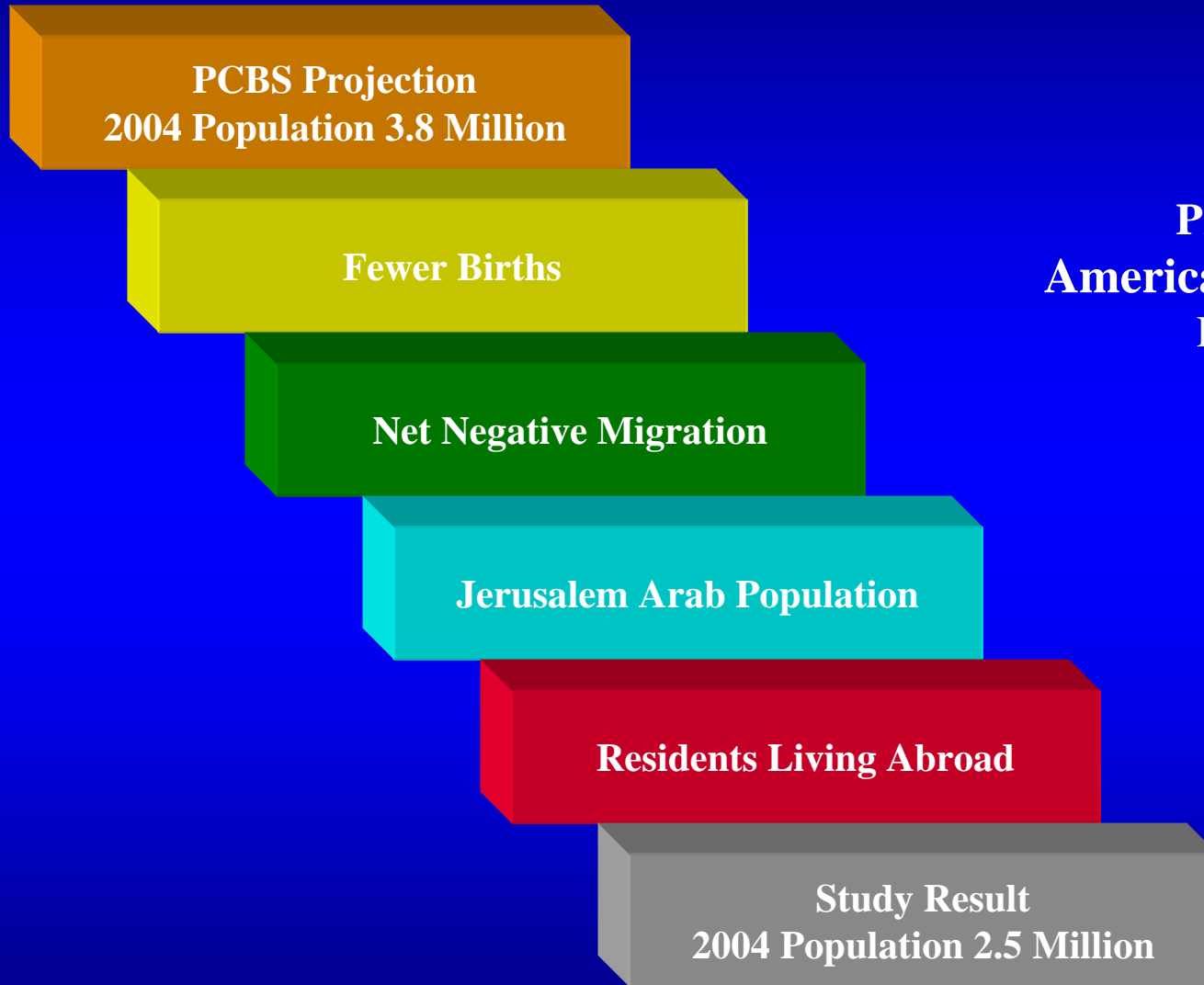


**Arab Population
In the West Bank & Gaza
*The Million Person Gap***



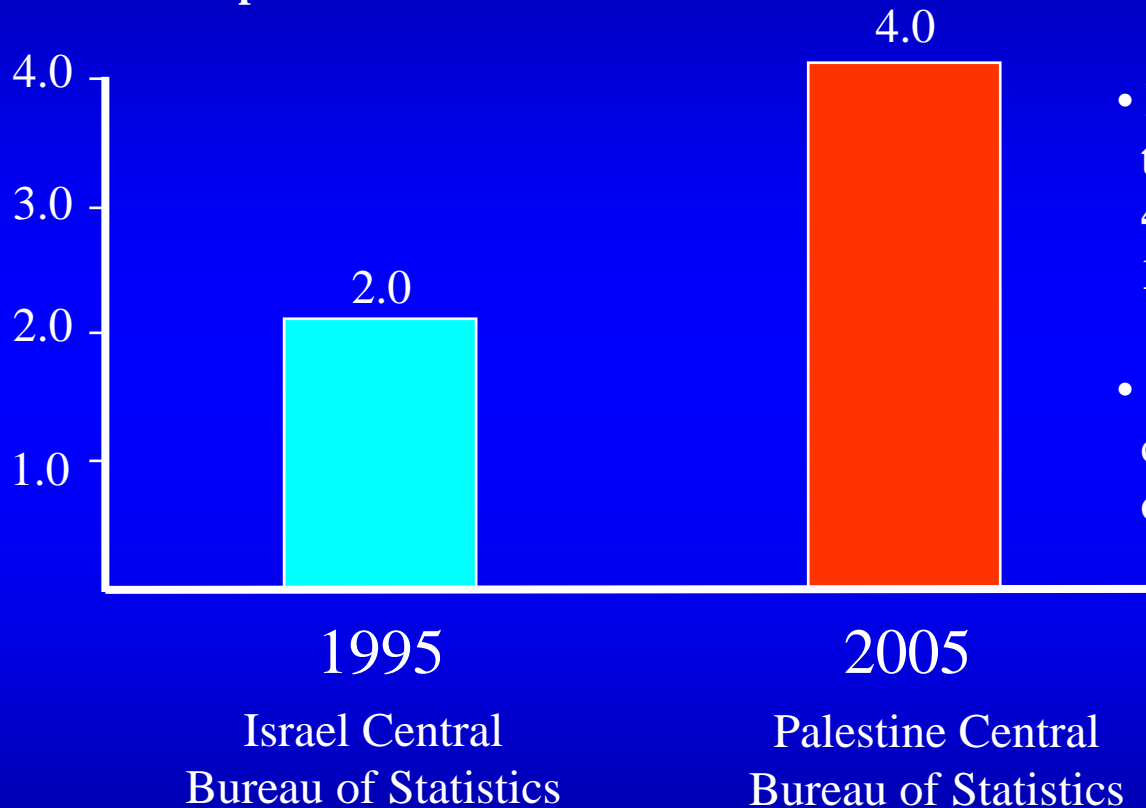
**Presentation at the
American Enterprise Institute
February 23, 2006**

USA Research Team
Bennett Zimmerman
Roberta Seid, Ph.D.
Michael Wise, Ph.D.

Israel Research Team
Yoram Ettinger
Brig. Gen (Ret.) David Shahaf
Prof. Ezra Sohar
Dr. David Passig
Avraham Shvout
Yakov Faitelson

Israeli and Palestinian Population Estimates West Bank and Gaza (1995 & 2005)

Millions of People

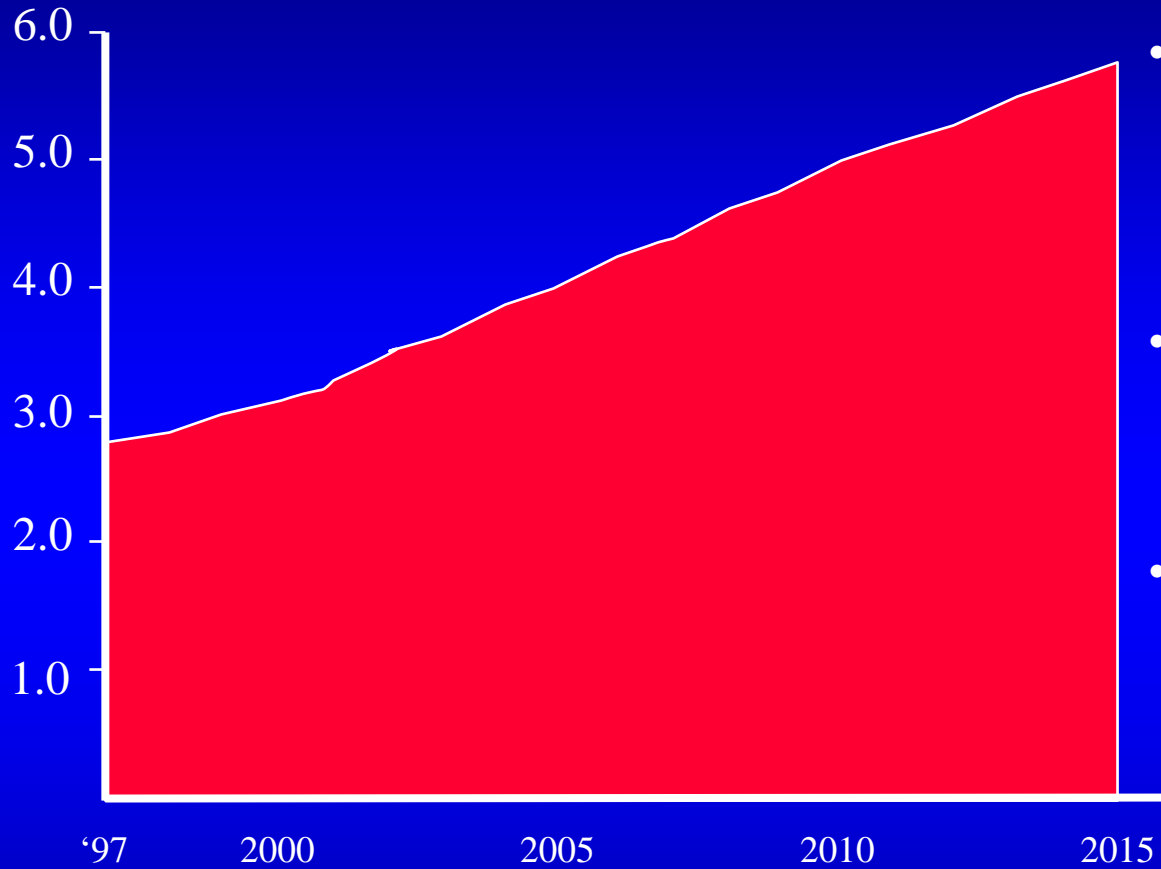


- PCBS 2004 population total for the West Bank and Gaza was 4.0 million, 100% above the ICBS 1995 figure of 2.0 million.
- Such growth would indicate a **compound annual growth rate over 7% per annum.**

Source: ICBS, [Final Assessments of Population in Judea, Samaria & Gaza, 1996](#), Julia Zemel, December 22, 1997;
Palestine Central Bureau of Statistics, [Demographic Indicators of the Palestinian Territory, 1997 - 2015](#)

Arab Population in the West Bank and Gaza 1997 PCBS Census and Projection (1997 - 2015)

Millions of People

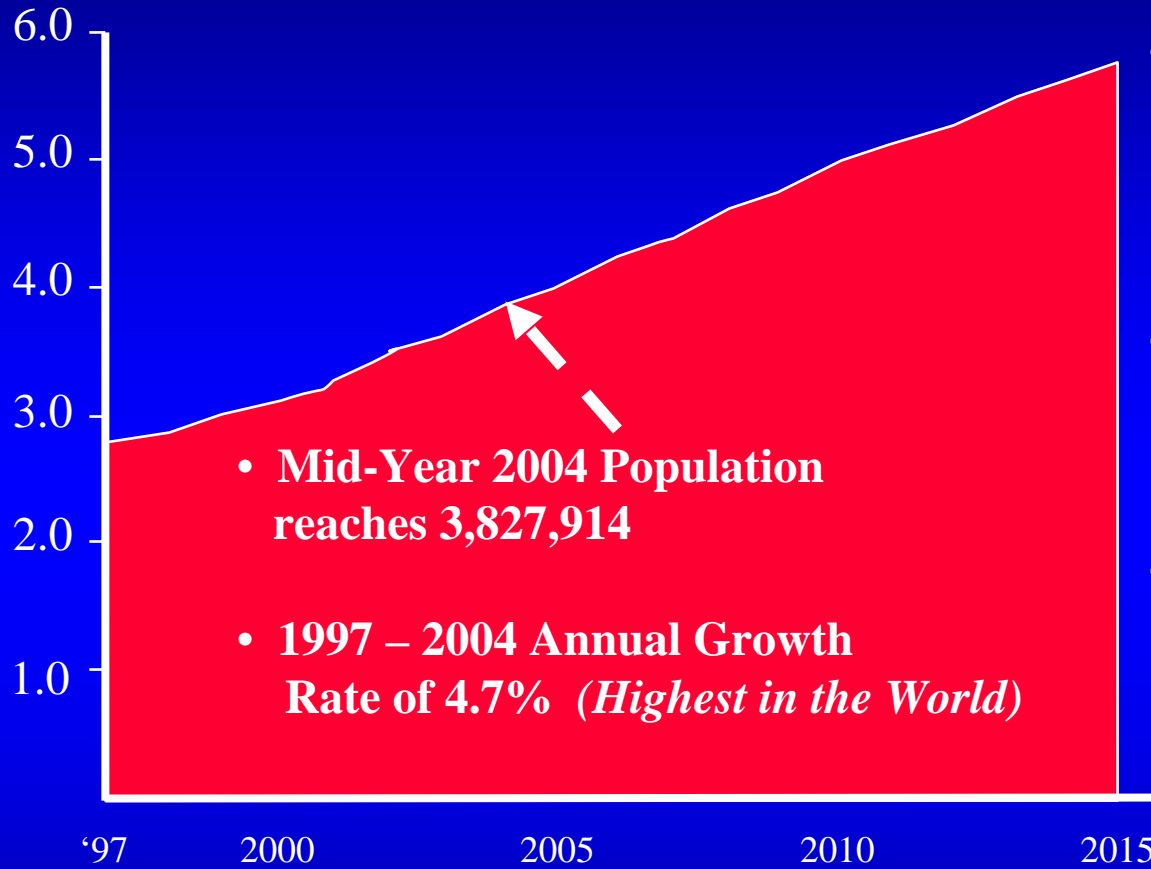


- The Palestine Central Bureau of Statistics (PCBS) 1997 Census served as the basis of a forecast issued in 1998.
- Subsequent population reports from the PCBS repeat figures from the original 1998 projection
- **1997 Population: 2.78 Million**
2015 Population: 5.81 Million

Source: Palestine Central Bureau of Statistics, Demographic Indicators of the Palestinian Territory, 1997 - 2015

Arab Population in the West Bank and Gaza 1997 PCBS Census and Projection (1997 - 2015)

Millions of People

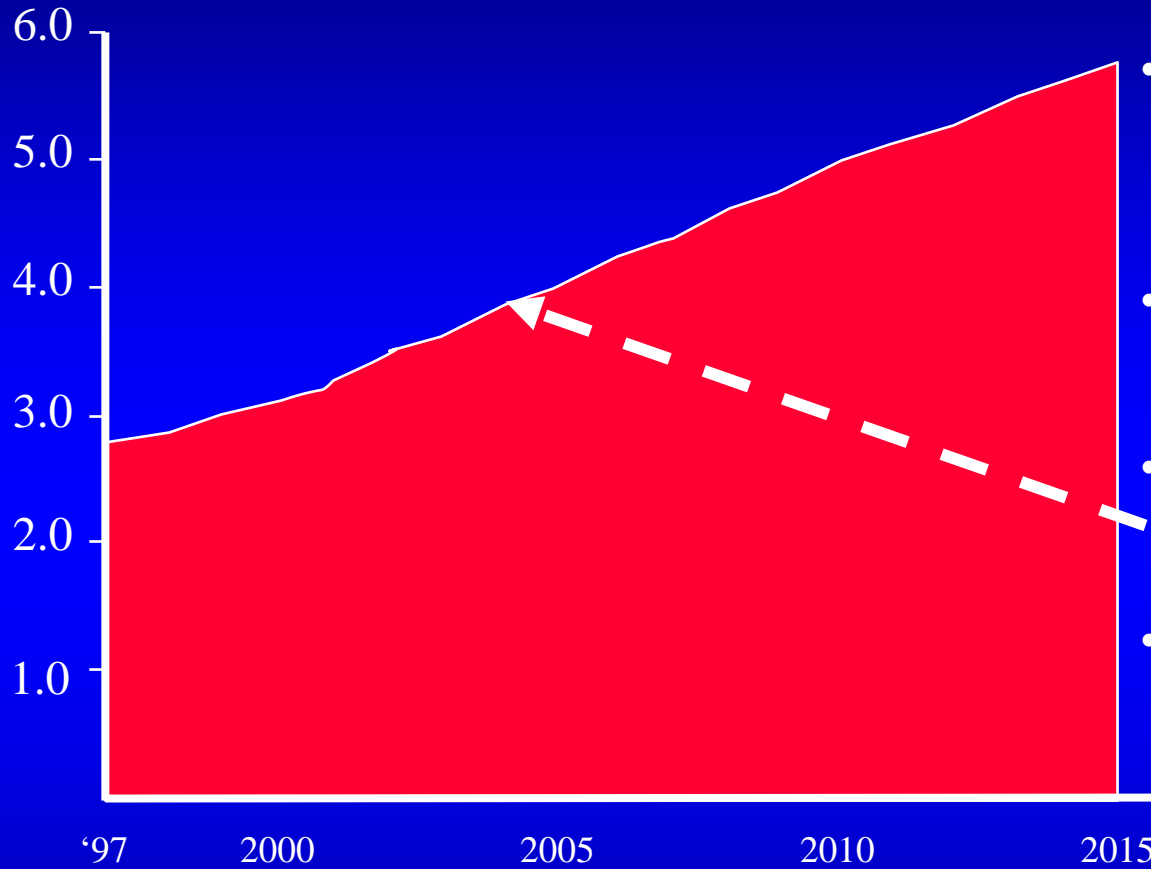


- Mid-Year 2004 Population reaches 3,827,914
- 1997 – 2004 Annual Growth Rate of 4.7% (*Highest in the World*)

- The Palestine Central Bureau of Statistics (PCBS) 1997 Census served as the basis of a forecast issued in 1998.
- Subsequent population reports from the PCBS repeat figures from the original 1998 projection
- 1997 Population: 2.78 Million
2015 Population: 5.81 Million

Arab Population in the West Bank and Gaza 1997 PCBS Census and Projection (1997 - 2015)

Millions of People



- The Palestine Central Bureau of Statistics (PCBS) forecast was the basis for future population reports
- 1997 Population: 2.78 Million
2015 Population: 5.81 Million
- Mid-Year 2004 Population reaches 3,827,914
- 1997 – 2004 Annual Growth Rate of 4.7%
(Highest in the World)

Source: Palestine Central Bureau of Statistics, Demographic Indicators of the Palestinian Territory, 1997 - 2015

When 2004 PCBS population estimate (3.8 million) is combined with Israeli Arab population (1.3 million), the number of Arabs is now almost equal to the number of Jews west of the Jordan River. Given this rapid Arab growth, Israeli Jews will rapidly become a minority

**Arab Population
In the West Bank & Gaza
*The Million Person Gap***

Methodology

Population measurement requires accurate recording and verification of:

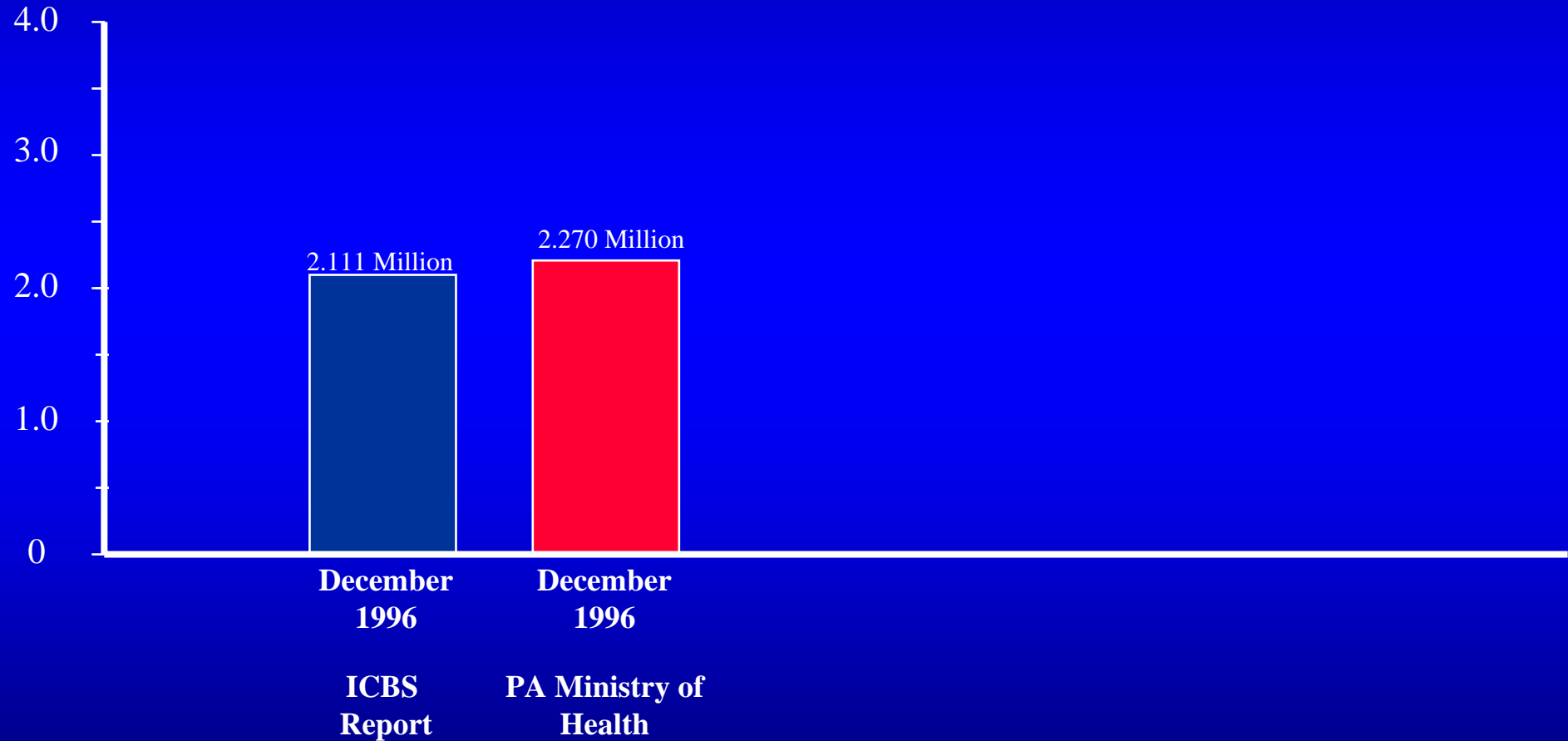
$$\begin{aligned} & \textit{Beginning Base Population} \\ & + \textit{Births} \\ & - \textit{Deaths} \\ & + \textit{Immigration} \\ & - \textit{Emigration} \\ & = \textit{Ending Base Population} \end{aligned}$$

Study investigated the 1997 PCBS Projection, factor by factor, against data released each year by PA and Israeli governmental agencies.

Israeli and Palestinian Population Base Figures (1996)

Before **C**ensus

Millions of People

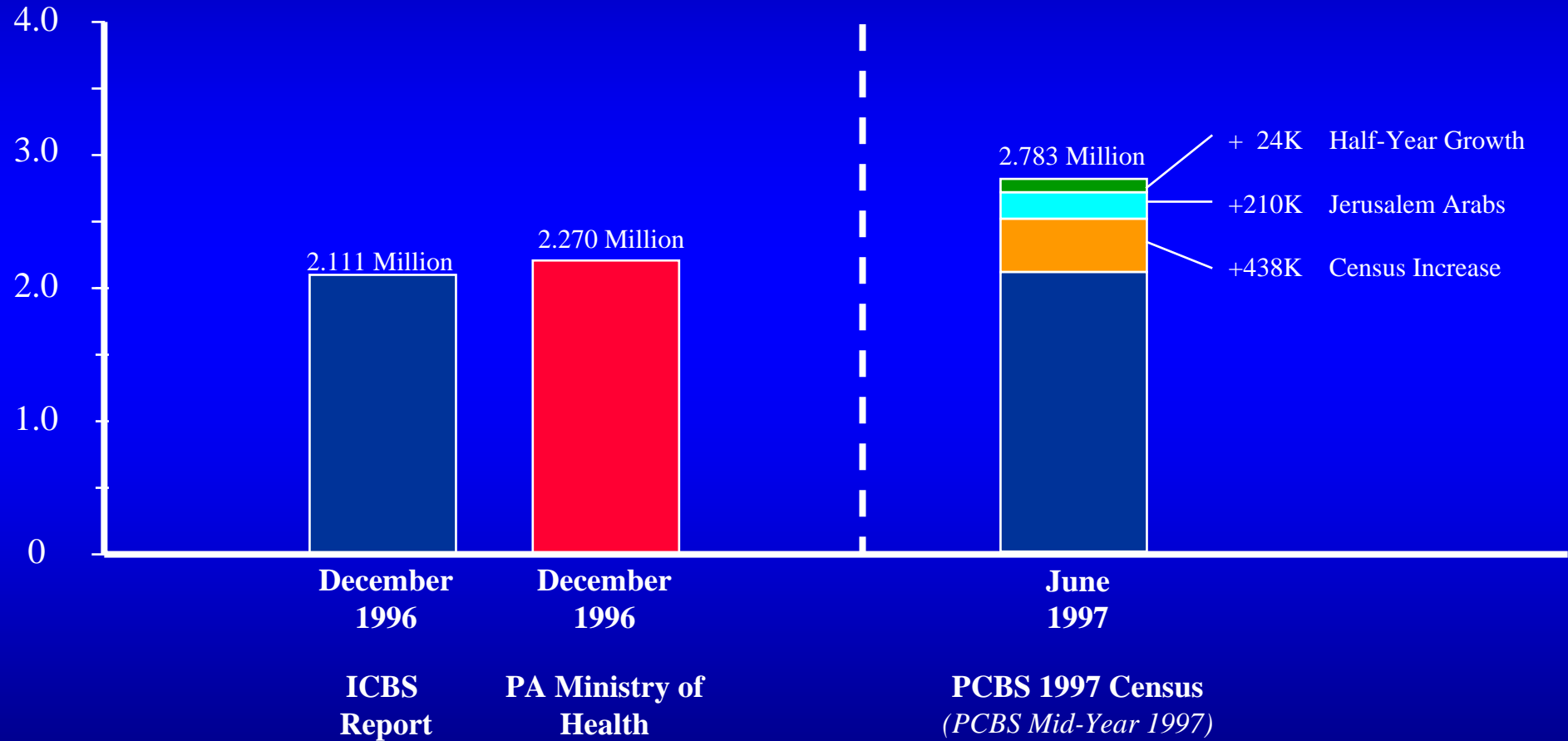


PCBS Announces Higher Population Base (1996 – Mid-Year 1997)

Before **C**ensus

Census **E**ra

Millions of People

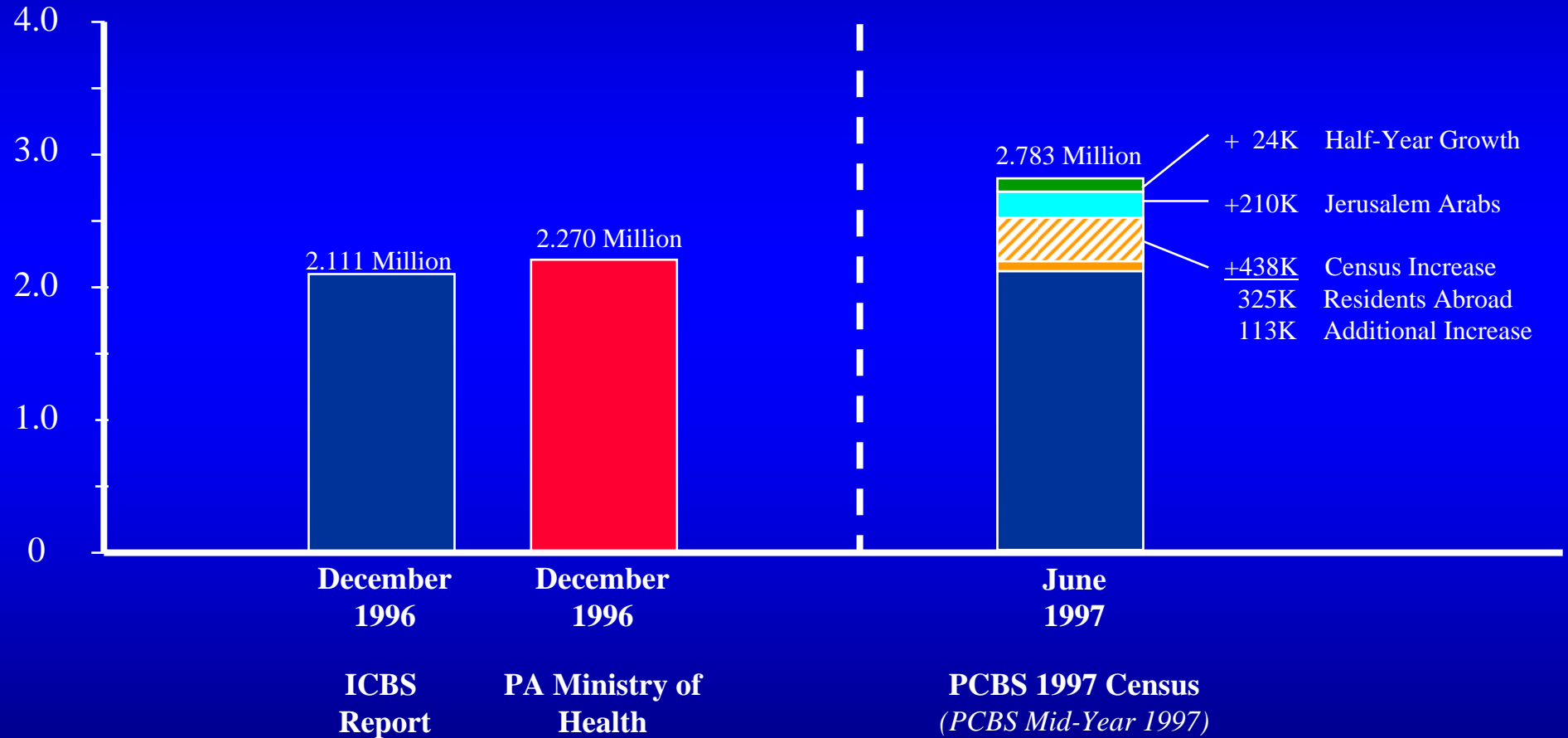


PCBS Acknowledges Inclusion of Residents Living Abroad (1996 – Mid-Year 1997)

Before **C**ensus

Census **E**ra

Millions of People



Palestine Central Bureau of Statistics Census Coverage Inclusion of Residents Living Abroad

“We counted 325,000 people living outside of the Palestinian lands for more than one year, who carry Palestinian ID cards and can return at any time. This number is a minimum, and is not precise because we could not contact all the families living abroad.”

Masur Hassan Abu Libdah
Head of PCBS
News Conference held at Al-Birah
“The First Results of the Census”
March 1998

Hebrew & Arabic Transcript Available

Palestine Central Bureau of Statistics Census Coverage **Inclusion of Residents Living Abroad**

http://www.pcbs.org/phc_97/phc_covr.aspx

Census Coverage

A comprehensive population enumeration always depends on the essence and the nature of the census. In general, population censuses cover all persons residing within the limits of a certain country, at a specific time. A population census is based on the following:

1. De-facto Approach: Based on the enumeration of individuals according to their existence in the area of enumeration at census moment, regardless of their usual place of residence.
2. De-jure Approach: Based on the enumeration of individuals according to their usual place of residence, regardless of their presence at the census moment.

For the first ever Palestinian census, the de-facto approach was adopted with some exceptions. The census count included the following categories:

A – The Categories underwent complete data collection.

1. All persons present in the Palestinian territories on the census reference date, irrespective of nationality, purpose of stay and place of residence in the Palestinian territories.
2. All temporarily living abroad (for one year prior to the night of the reference date) and who have a usual place of residence in the Palestinian territories. Those persons are enumerated as parts of their households.
3. All Palestinians studying abroad irrespective of the study period and the period of stay abroad along with all Palestinian detainees in the Israeli jails regardless of the detention period.

B – Palestinian abroad: Categories underwent data collection on their numbers and sex only This category includes Palestinians who live abroad for more than one year and who have a usual place of residence in the Palestinian territories and have identity cards (except for students and detainees enumerated in the previous category) irrespective of the purpose of stay abroad.

Israel Central Bureau of Statistics (ICBS)

Internal Assessment of West Bank and Gaza Estimates

In the 1980s and 1990s, the ICBS conducted periodic assessments of its population data since so much time had passed since its 1967 census. In 1996, it published the following affirmation of its population reports through 1993:

“There were efforts to evaluate the population estimates by comparing them to other independent sources, such as the registration of residents in Gaza after the exchange of identity cards, man-power surveys, number of students, etc. These comparisons showed that the differences between the sources are small and non-substantive.”

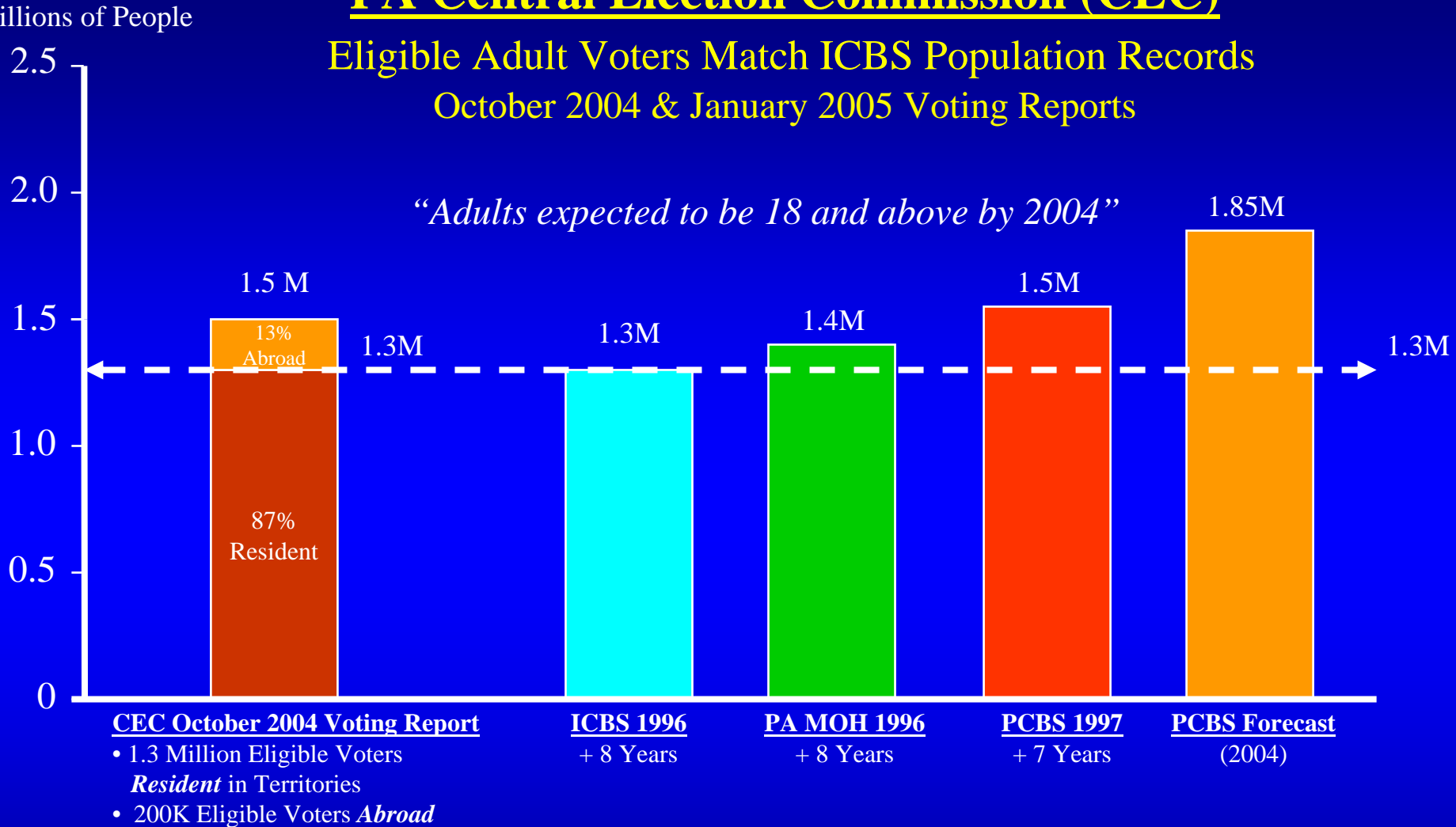
[The Gaza population evaluation was quite specific]: “Comparing the updated population estimates at the end of 1989 with the updated population registry after the exchange of ID cards (in the 2nd half of 1988) showed that the difference in the population estimates and the number of registered residents (after removing those living abroad) with respect to all the residents of Gaza is 2.4%”

Source: ICBS, Demographic Characteristics of the Arab Population in Judea, Samaria, and Gaza, 1968-1993, Publication #1025, Page 15, July 1996

PA Central Election Commission (CEC)

Eligible Adult Voters Match ICBS Population Records October 2004 & January 2005 Voting Reports

“Adults expected to be 18 and above by 2004”

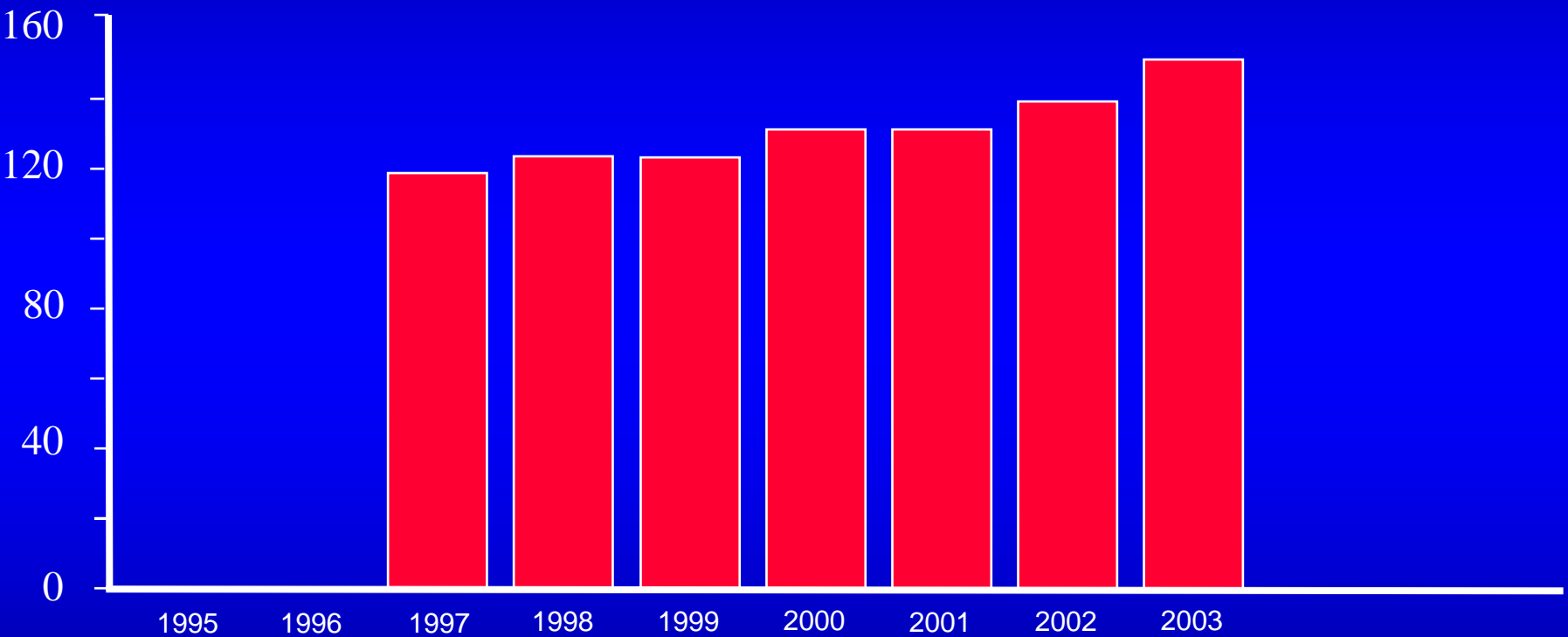


The October 2004 CEC Voting Report, with specific information on 1.3 million adults living in the Territories, undermines the original 1997 PA Projection and confirms that the 1997 Census Base included Palestinians *living abroad*. The adult population derived from the 1996 PA Ministry of Health estimate was only 100,000 persons below the adults found on current rolls. The residential base measured by the ICBS in the mid-1990s produces an exact match with the 1.3 million residents found on current CEC voter rolls.

Births/Year

PCBS 1997 Projection

Thousands
of Births/Year

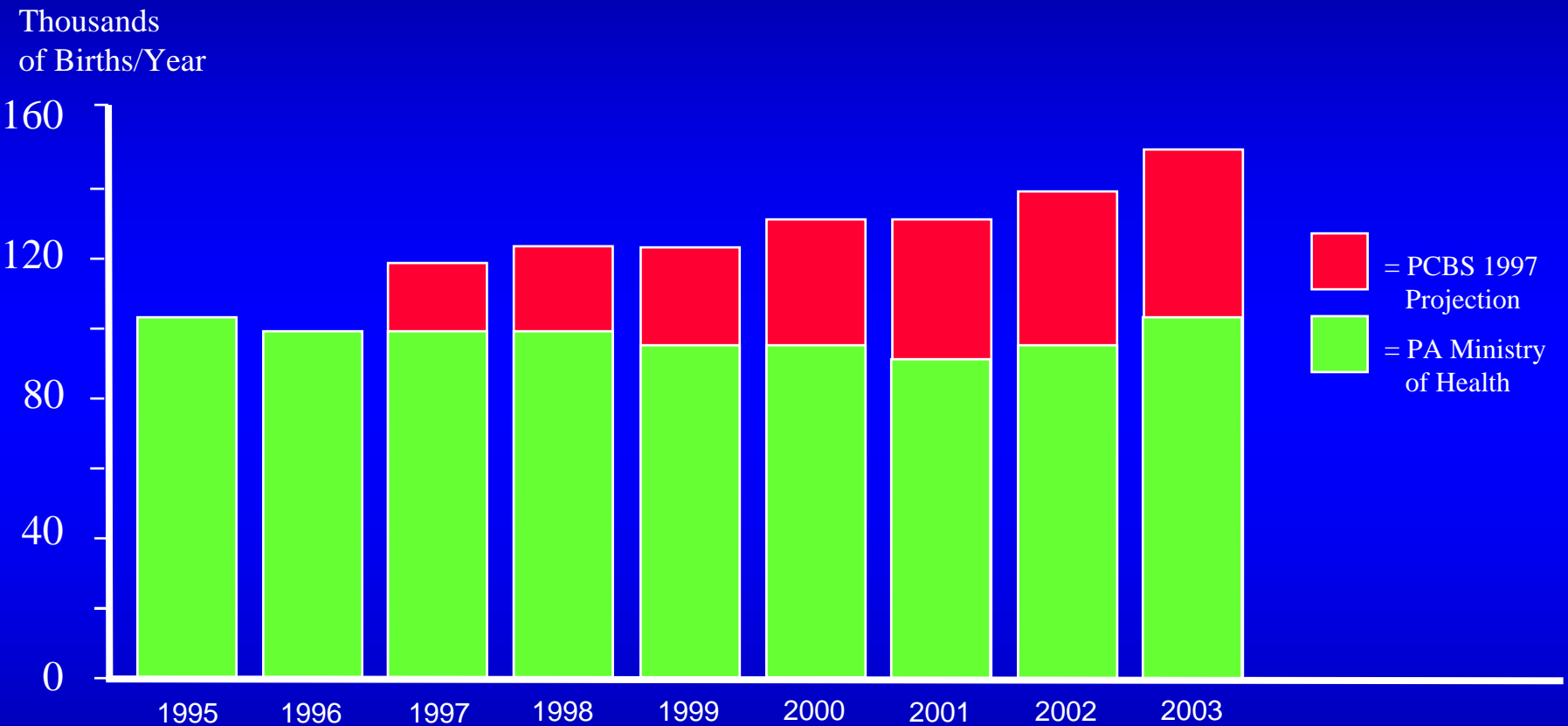


The PCBS developed birth assumptions on top of an enlarged population base. By 2003, the PCBS projected births to exceed 140,000 per year.

Births/Year

PCBS 1997 Projection

vs. Births *recorded* by PA Ministry of Health

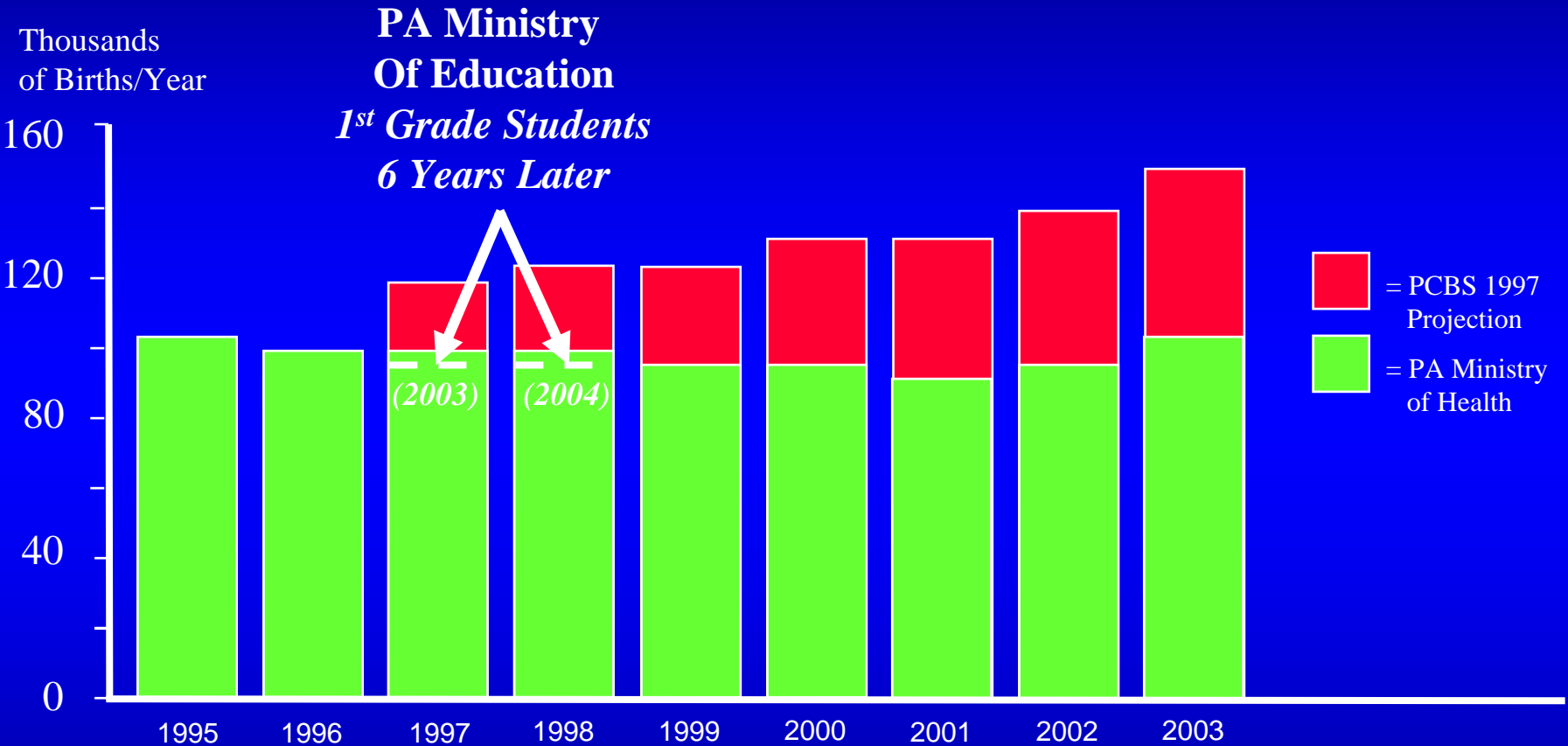


The PCBS developed birth assumptions on top of an enlarged population base. By 2003, the PCBS projected births to exceed 140,000 per year.

Actual births were recorded by the PA Ministry of Health at significantly lower levels than those originally forecast by the PCBS.

Births/Year

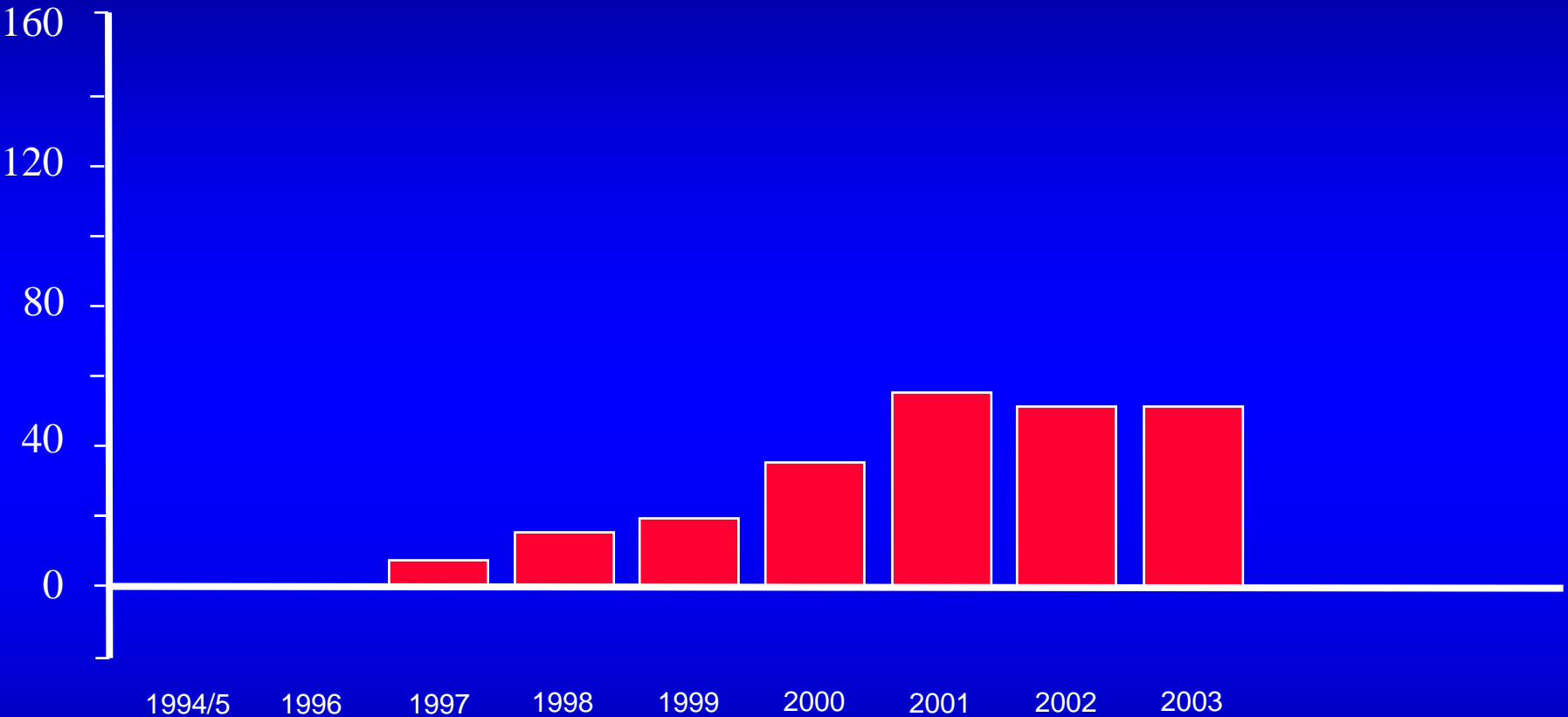
Births recorded by PA Ministry of Health confirmed by PA Ministry of Education Records



The level of births recorded by the PA Ministry of Health correlate with the school records maintained by the PA Ministry of Education for students entering school.

Immigration/Year PCBS 1997 Projection

Net Entries(Exits)
In Thousands/Year



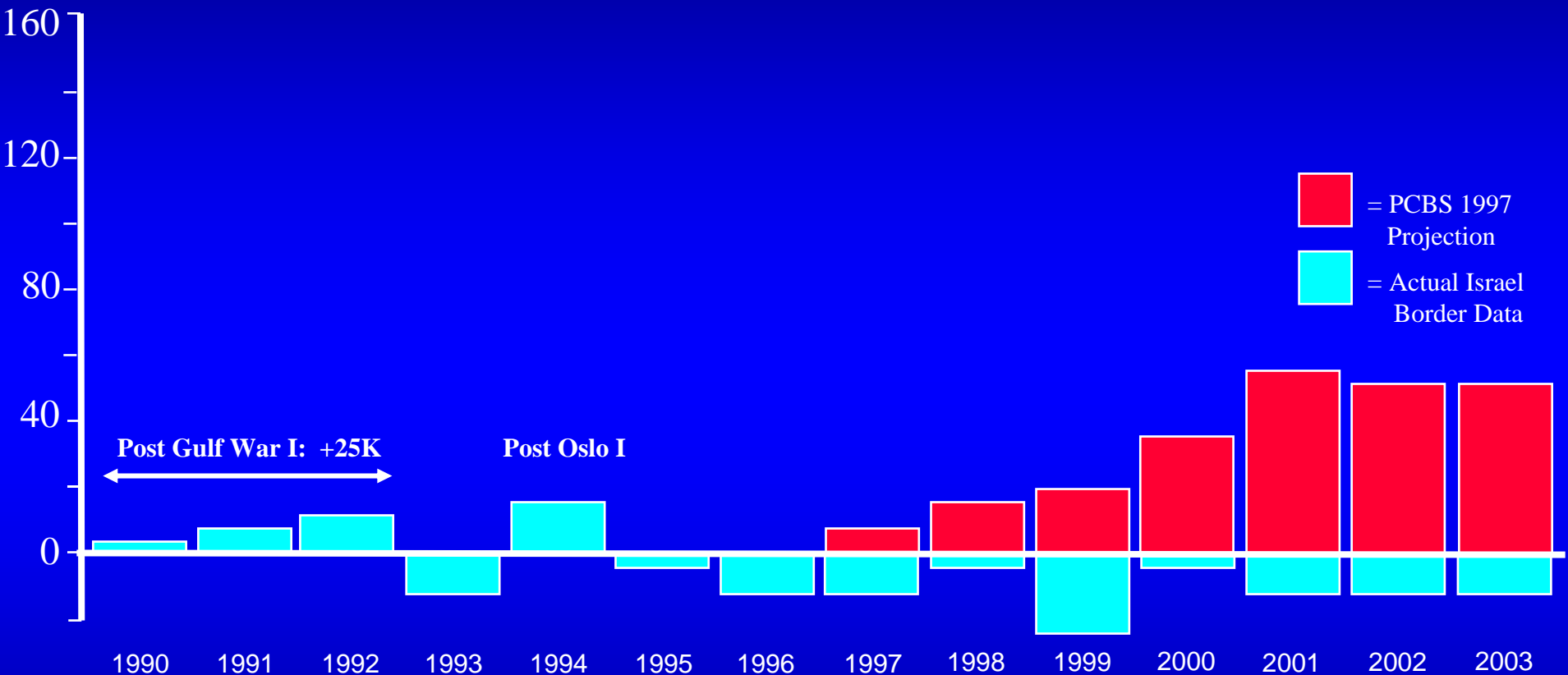
The PCBS built in assumptions of mass immigration into the West Bank and Gaza. By 2001, immigration was forecast to exceed 50,000 persons per annum.

Immigration/Year

PCBS 1997 Projection

vs. Actual Israel Border Data

Net Entries (Exits)
In Thousands/Year



The PCBS built in assumptions of mass immigration into the West Bank and Gaza. By 2001, immigration was forecast to exceed 50,000 persons per annum.

Actual border data showed net emigration of between 10-20,000 persons each year since 1997. Therefore, the PCBS began to include 60-70,000 persons each year that were not present.

Migration to Israel

Officially Counted *Only*

1993 - 2003



From 1993 – 2003, over 150,000 residents of the West Bank and Gaza received Israeli IDs and settled in pre-1967 Israel and Jerusalem under family reunification programs. The portion since 1997 totals approximately 105,000 persons.

(Source: November 2003 Israel Ministry of Interior Report.)

These figures do not address either:

- Unofficial immigrants who have moved over the 'green-line' into Israel
- Jerusalem residents with Israeli IDs who have moved back from the West Bank into Israeli controlled Jerusalem.

Study Results

Year by Year Detail

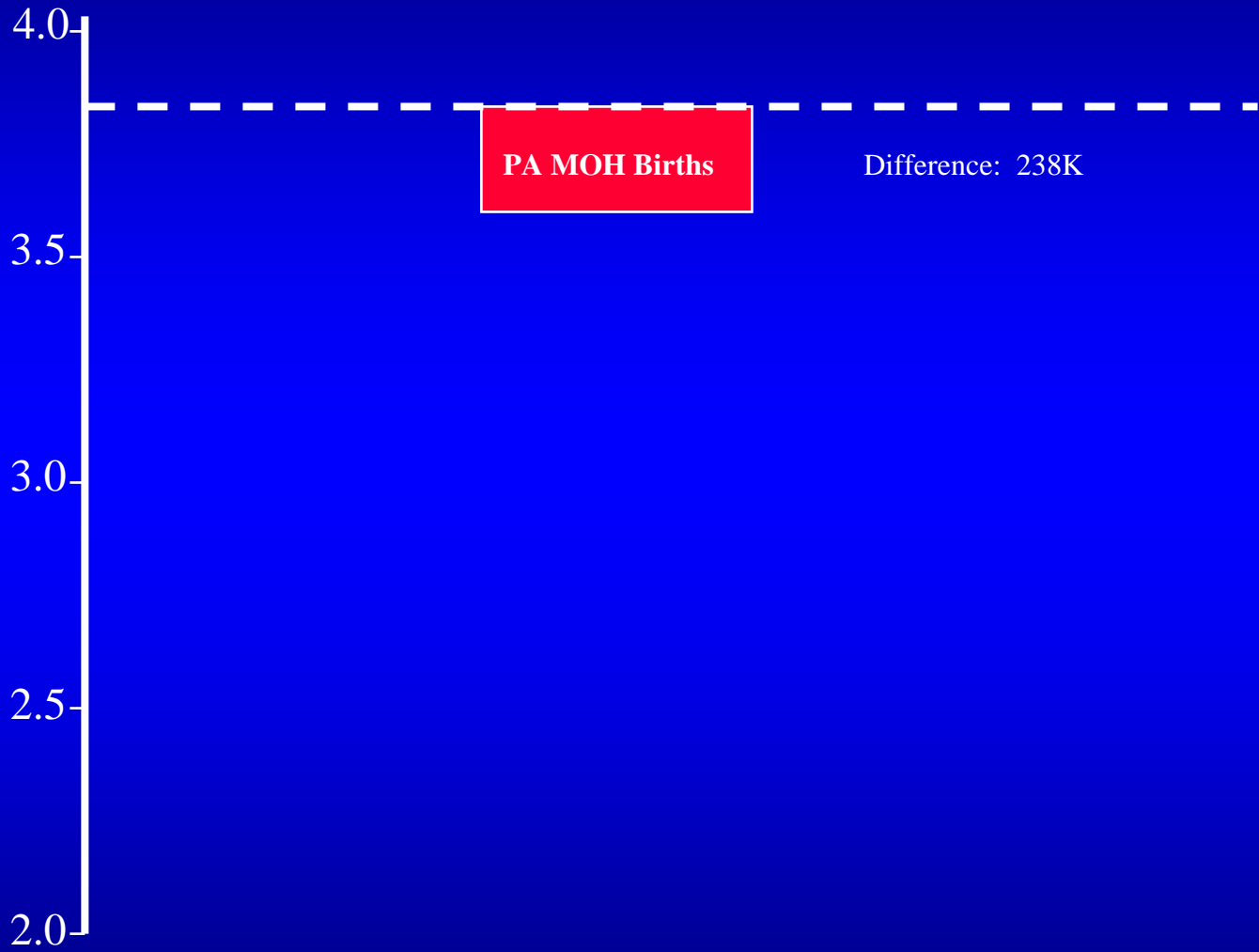
	1997	1998	1999	2000	2001	2002	2003
West Bank							
Begin Year	1,237,543	1,258,331	1,291,455	1,305,168	1,332,890	1,354,892	1,373,814
Births	46,882	51,648	48,458	46,656	46,344	45,214	51,010
Deaths	5,236	4,890	5,303	5,488	5,329	6,408	5,786
Net Migration Abroad	-9,358	-2,135	-17,942	-1,945	-7,514	-8,384	-8,880
Migration to Israel	-11,500	-11,500	-11,500	-11,500	-11,500	-11,500	-11,500
End Year	1,258,331	1,291,455	1,305,168	1,332,890	1,354,892	1,373,814	1,398,658
Gaza							
Begin Year	873,582	900,916	929,935	953,023	981,306	1,008,087	1,037,225
Births	37,527	37,060	35,919	36,260	36,571	39,648	40,114
Deaths	3,673	3,650	3,685	3,630	3,894	4,397	4,398
Net Migration Abroad	-3,019	-891	-5,646	-847	-2,396	-2,613	-2,784
Migration to Israel	-3,500	-3,500	-3,500	-3,500	-3,500	-3,500	-3,500
End Year	900,916	929,935	953,023	981,306	1,008,087	1,037,225	1,066,657
Total							
Begin Year	2,111,125	2,159,248	2,221,390	2,258,190	2,314,196	2,362,978	2,411,039
Births	84,409	88,708	84,376	82,916	82,915	84,863	91,124
Deaths	8,909	8,540	8,988	9,118	9,223	10,805	10,184
Net Migration Abroad	-12,377	-3,026	-23,588	-2,792	-9,910	-10,997	-11,664
Migration to Israel	-15,000	-15,000	-15,000	-15,000	-15,000	-15,000	-15,000
End Year	2,159,248	2,221,390	2,258,190	2,314,196	2,362,978	2,411,039	2,465,315

Population models should be transparent with clearly defined starting, intermediate and ending points, so that researchers can assess the data, factor by factor. Many current estimates use information released by the PCBS to build population forecasts.

Errors in PCBS Projection

Fewer Births

Millions of People



PCBS Projection:

3.83 Million Total

2.42 Million West Bank

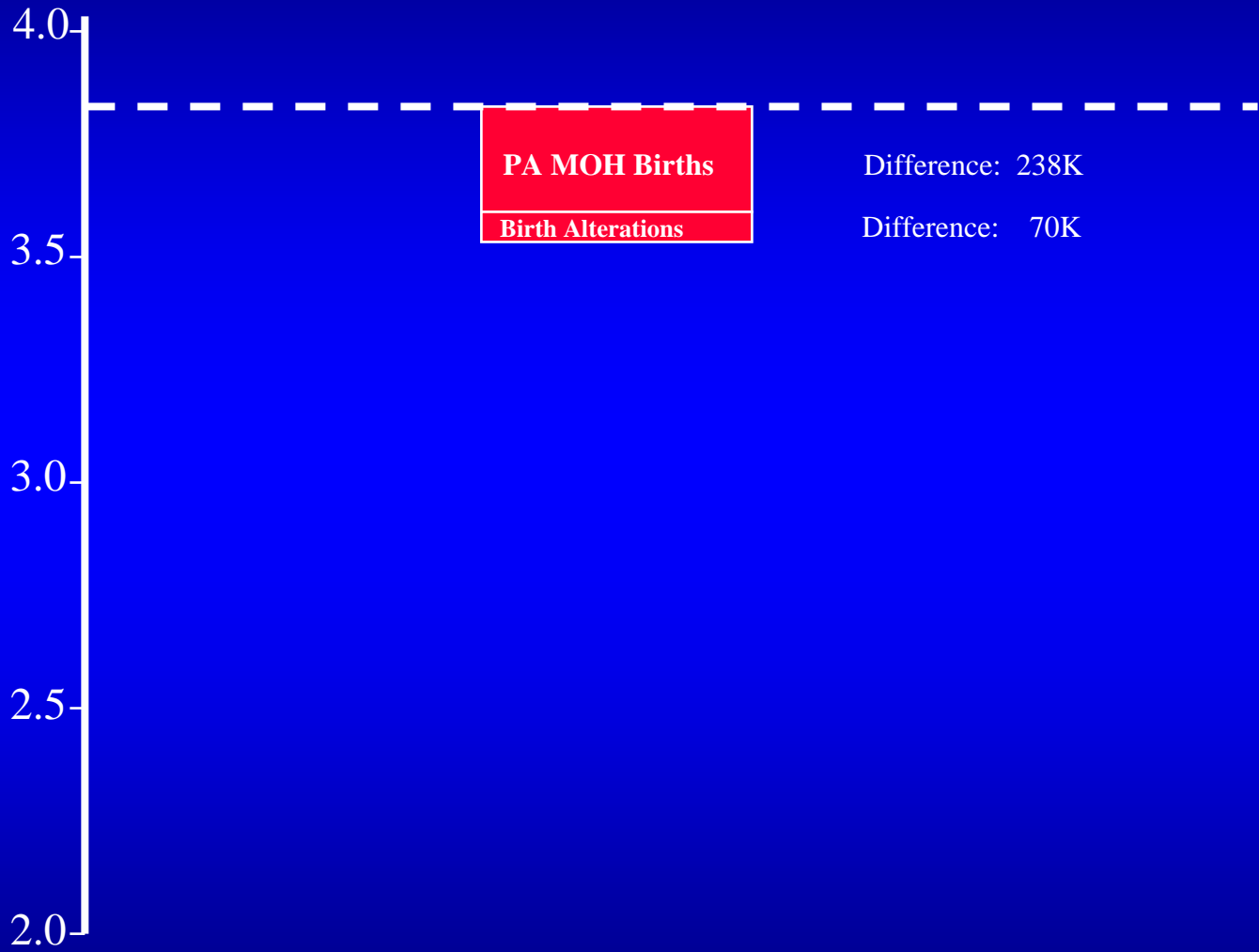
1.41 Million Gaza

Errors in PCBS Projection

Alterations of Birth Data

PCBS Projection:
3.83 Million Total
2.42 Million West Bank
1.41 Million Gaza

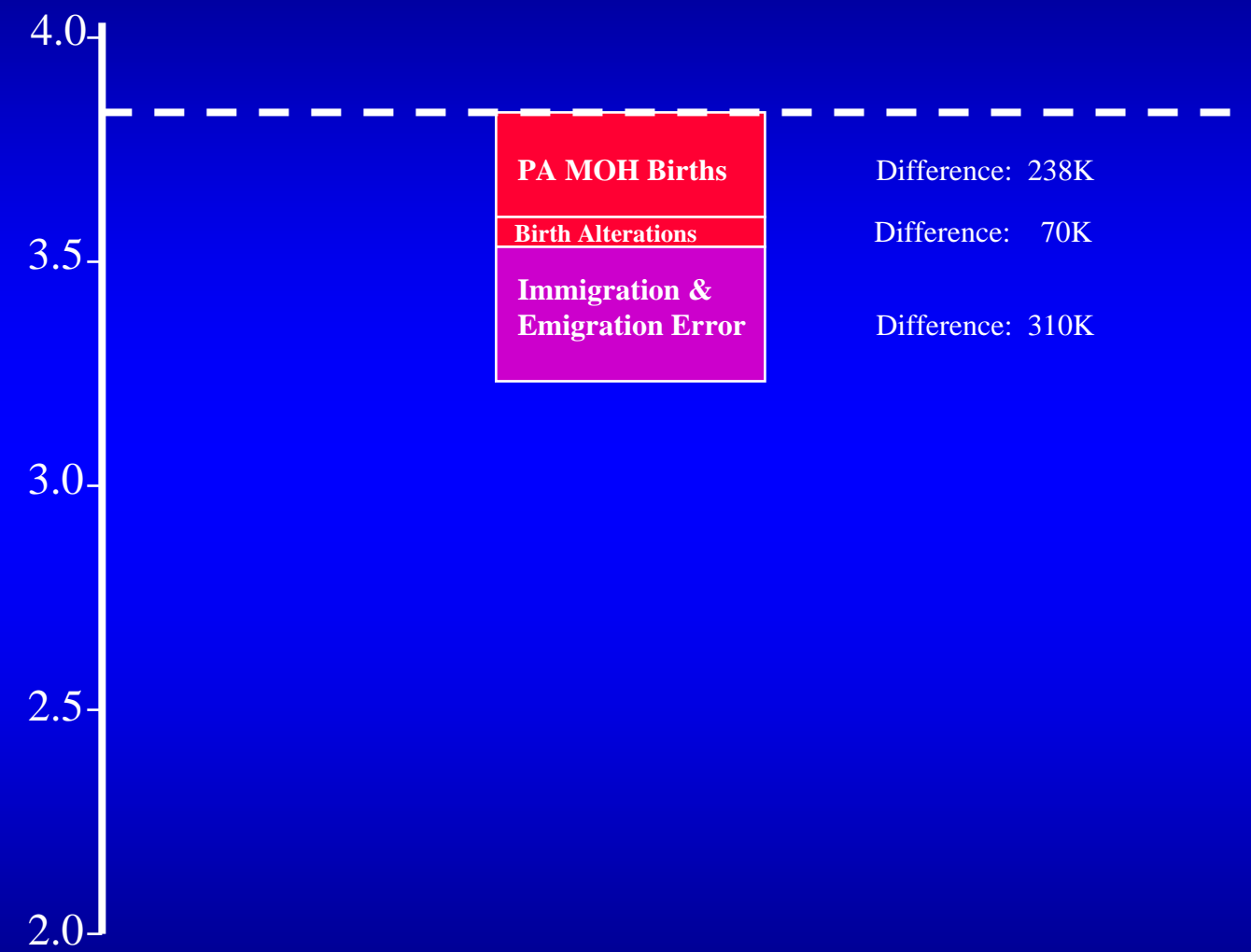
Millions of People



Errors in PCBS Projection

Net Emigration instead of Immigration

Millions of People



PCBS Projection:

3.83 Million Total

2.42 Million West Bank

1.41 Million Gaza

Errors in PCBS Projection

Migration to Israel

PCBS Projection:
3.83 Million Total
2.42 Million West Bank
1.41 Million Gaza

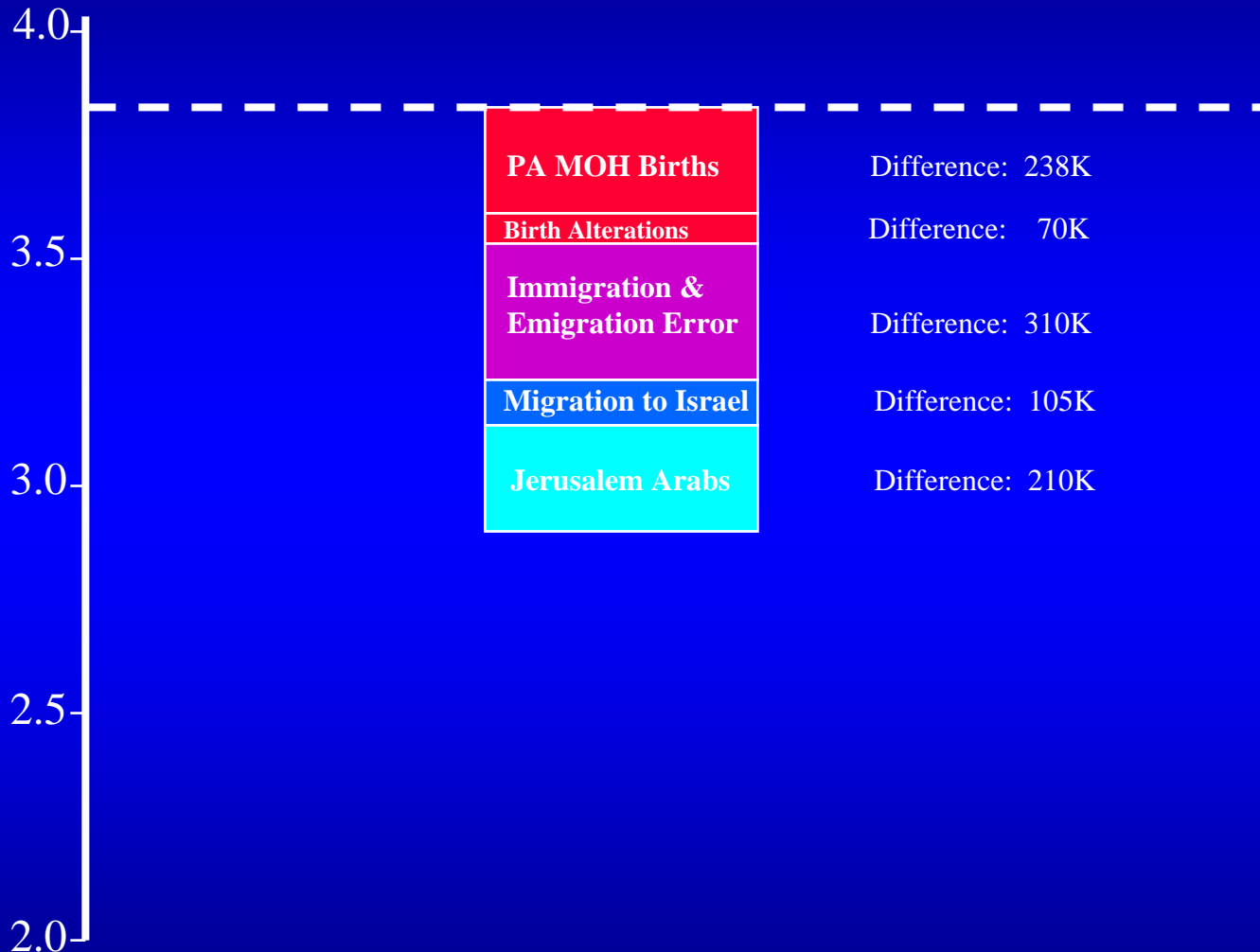
Millions of People



Errors in PCBS Projection

Jerusalem Double-Count

Millions of People



PCBS Projection:

3.83 Million Total

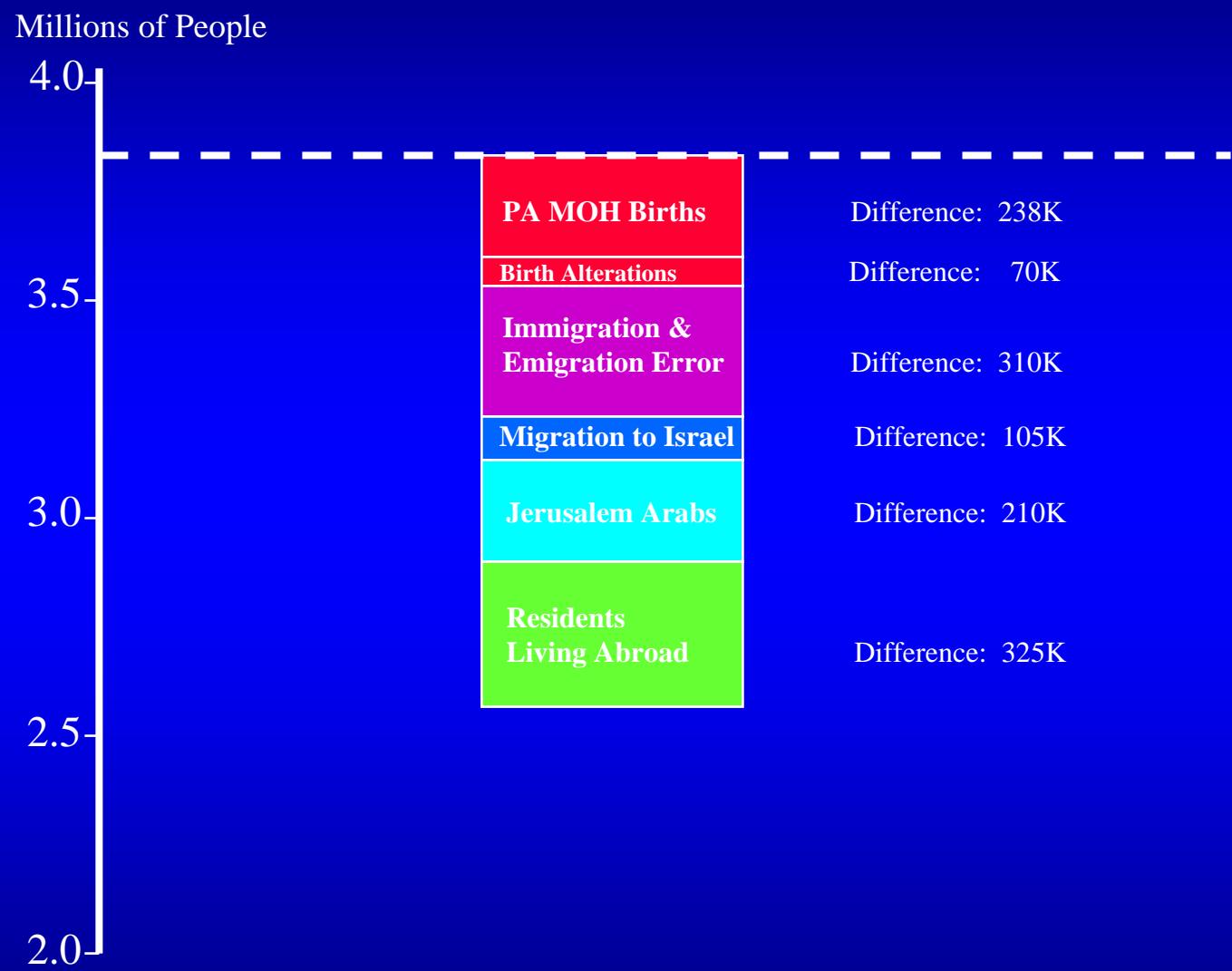
2.42 Million West Bank

1.41 Million Gaza

Errors in PCBS Projection

Residents Living Abroad

PCBS Projection:
3.83 Million Total
2.42 Million West Bank
1.41 Million Gaza

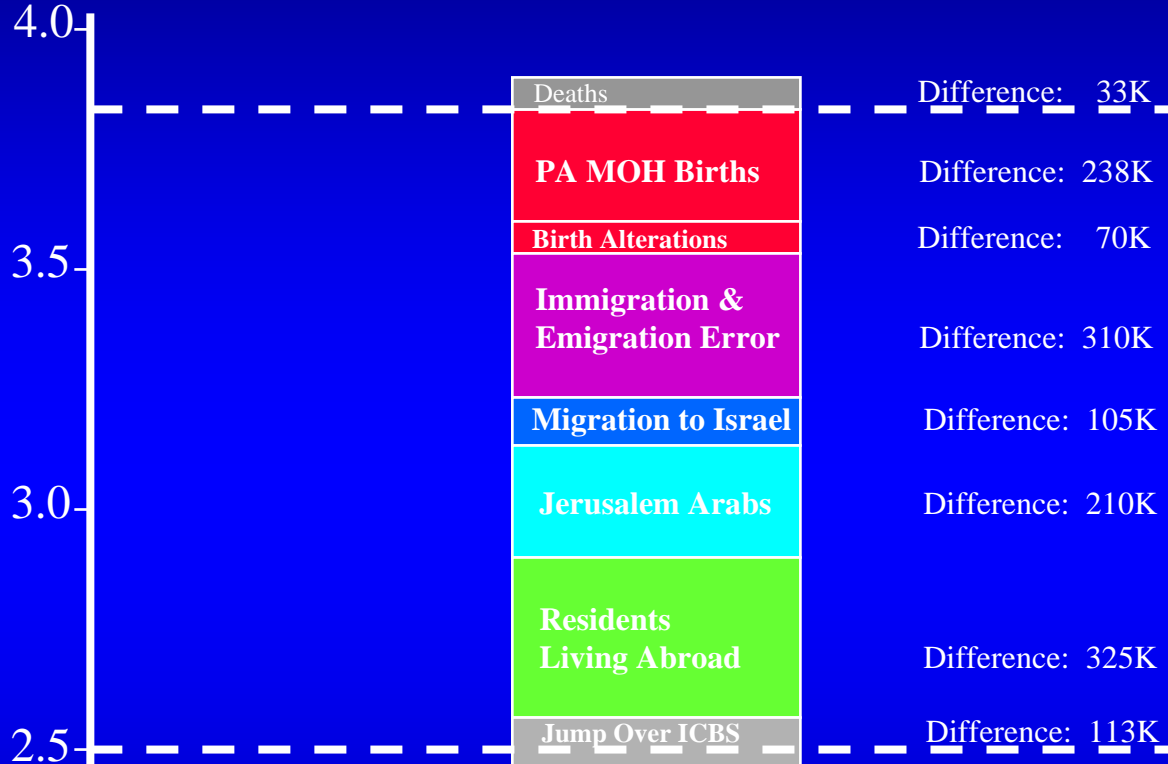


Errors in PCBS Projection

The Million Person Gap

(By Mid-Year 2004)

Millions of People



PCBS Projection:

3.83 Million Total

2.42 Million West Bank

1.41 Million Gaza

“The 1.34 Million Person Gap”

Study Results:

2.49 Million Total

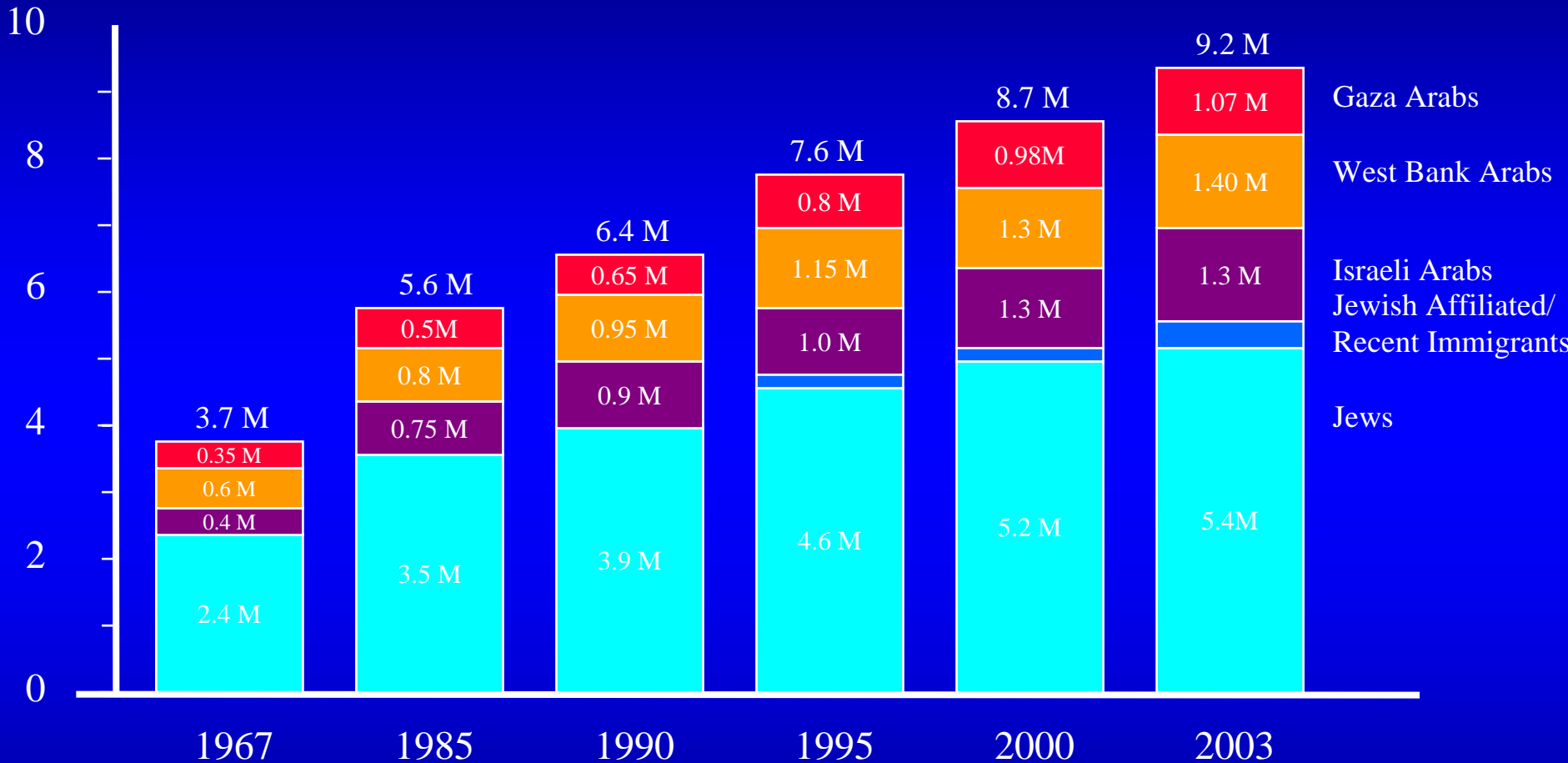
1.41 Million West Bank

1.08 Million Gaza

Population Breakdown

By Segment
(1967 –2003)

Population
In Millions



Combining Study Results with figures from the Israel Central Bureau of Statistics (ICBS) shows the following population picture since 1967.

Population Breakdown

(1967 –2003)

% Population
Entire Land

100

80

60

40

20

0

1967

1985

1990

1995

2000

2003

64.1%

62.8%

61.5%

60.7%

59.7%

59.1%

15.8%

14.4%

14.9%

15.2%

15.4%

15.2%

10.6%

13.4%

13.6%

13.2%

13.7%

14.1%

9.6%

9.4%

10.0%

10.8%

11.6%

11.6%

Gaza Arabs

West Bank Arabs

Israeli Arabs

Jewish Affiliated/
Recent Immigrants

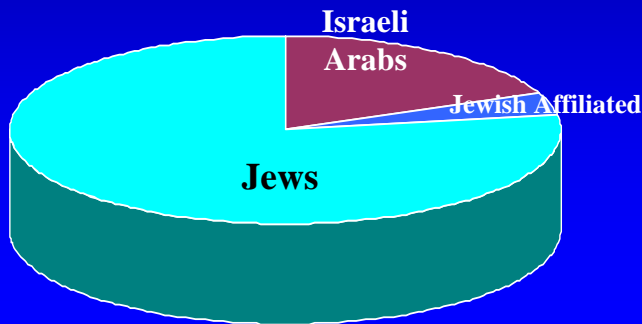
Jews

- Jewish population ratios in Israel and the Territories have been relatively stable since 1967
 - Jews & Jewish affiliated groups maintain a 59% majority
 - The diverse Israeli Arab group, including Druze, Christian Arabs, and Moslems, has been the fastest growing segment in Israeli society. Some of this growth has been fueled by migration from the West Bank and Gaza
 - The ratio of Arabs in the West Bank and Gaza has remained at one quarter of the population in the land since 1967
- Many analysts count *halachically* non-Jewish immigrants from the former Soviet Union as “Palestinian.” The ICBS defines this group in the larger “Jewish & Other” category
- Israel has become more multicultural, but not more “Palestinian Arab”.

Population Breakdown

Israel, the West Bank, and Gaza

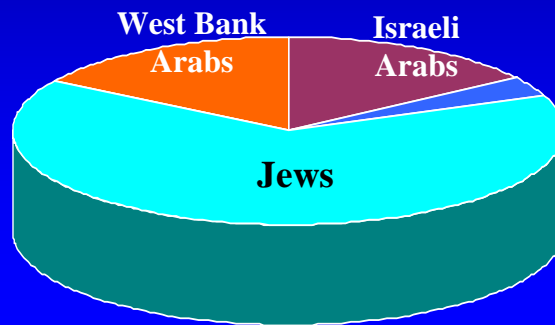
(Begin Year 2004)



Israel

81% Jewish

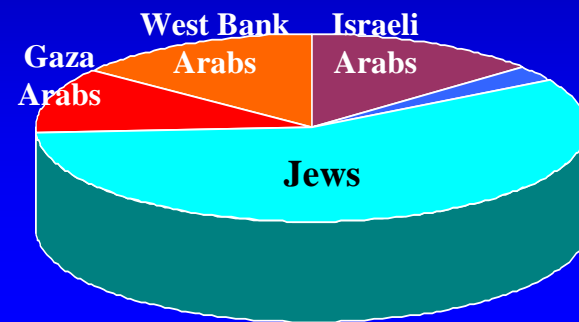
4:1 Jewish/Arab Ratio



Israel
& West Bank

67% Jewish

2:1 Jewish/Arab Ratio



Israel
& West Bank
& Gaza

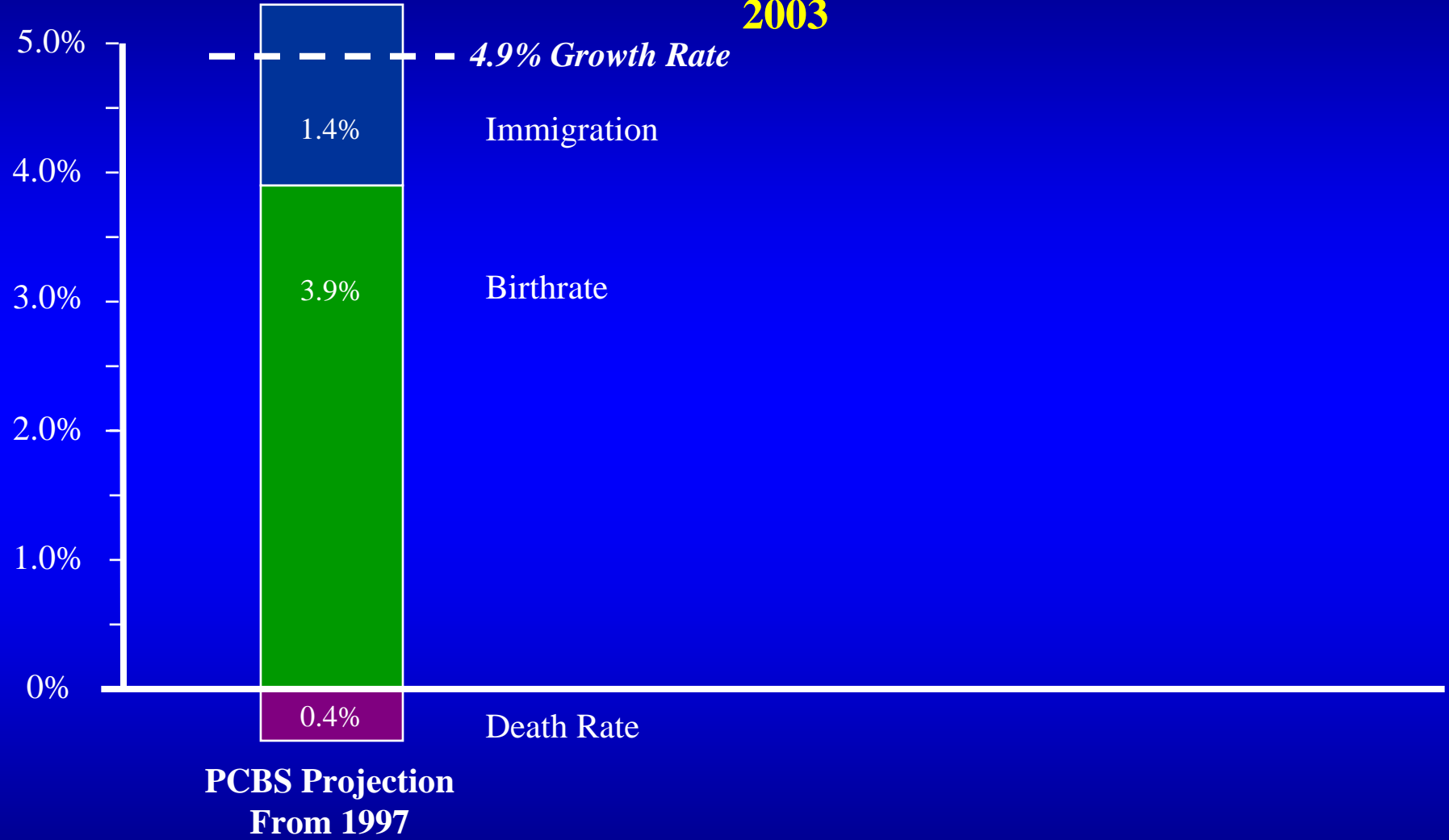
59% Jewish

3:2 Jewish/Arab Ratio

Population Growth Rates PCBS Growth Assumptions West Bank & Gaza

2003

Compound Annual
Growth Rate

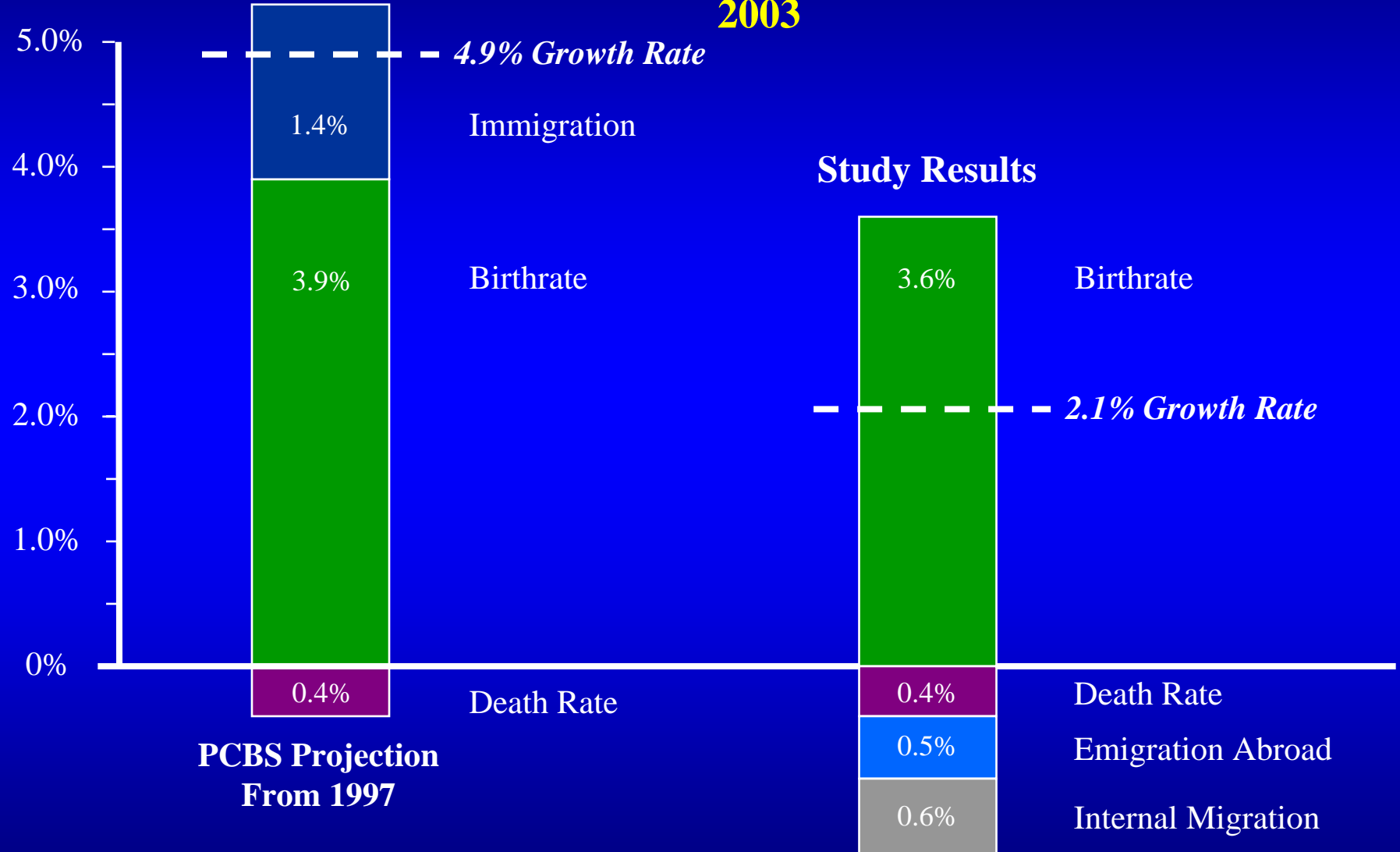


The PCBS “highest in the world” population growth assumptions were based on high birth rates and massive immigration rates. The PCBS had forecast 4.9% growth for 2003.

Impact of Migration PCBS vs. Study Results West Bank & Gaza

2003

Compound Annual
Growth Rate

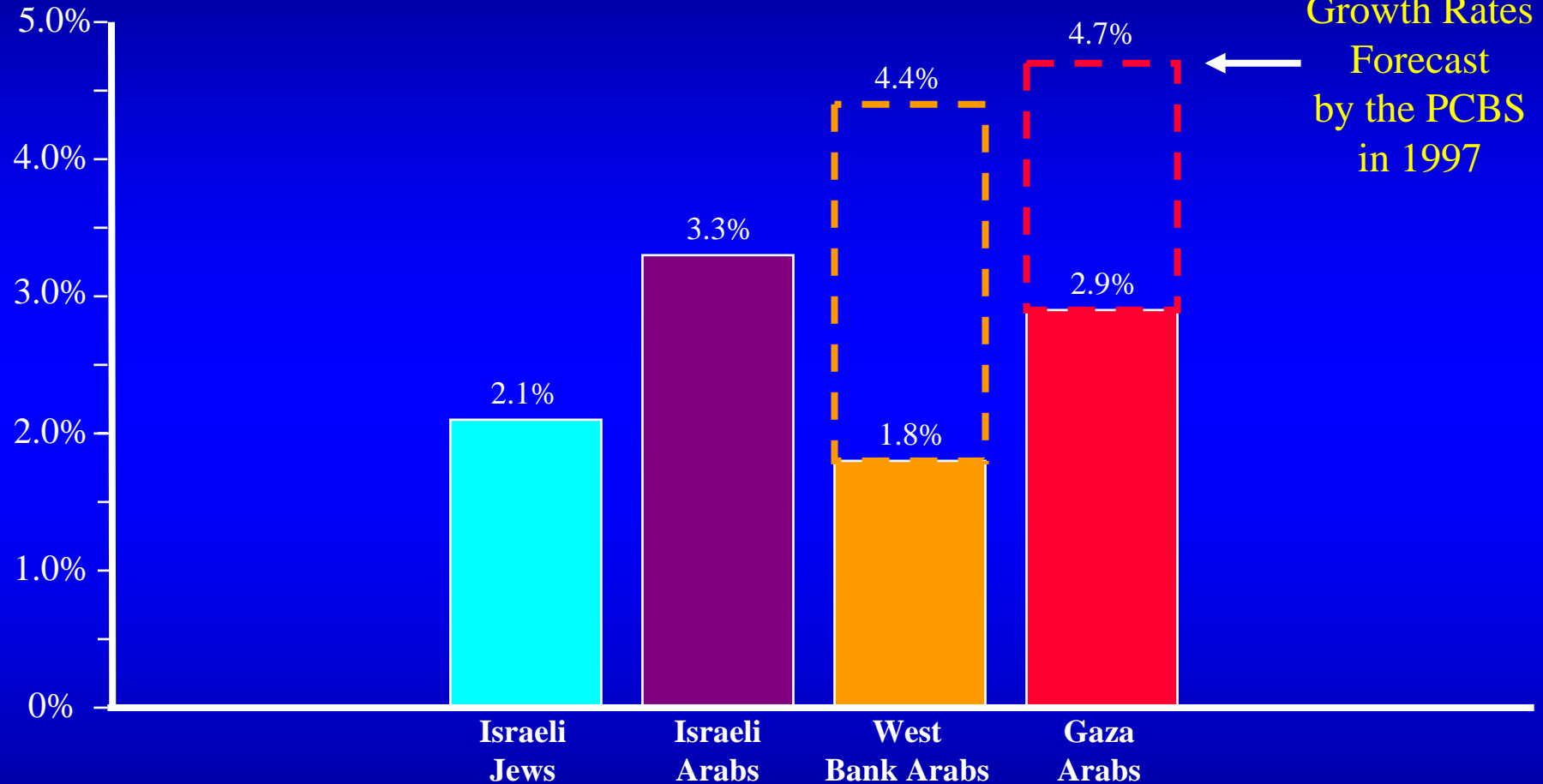


The West Bank and Gaza experienced robust birth rates but net negative migration has collapsed overall population growth rates. In 2003, actual growth was 2.1%.

Population Growth Rates Growth Rates by Segment

1997 – 2003

Compound Annual
Growth Rate

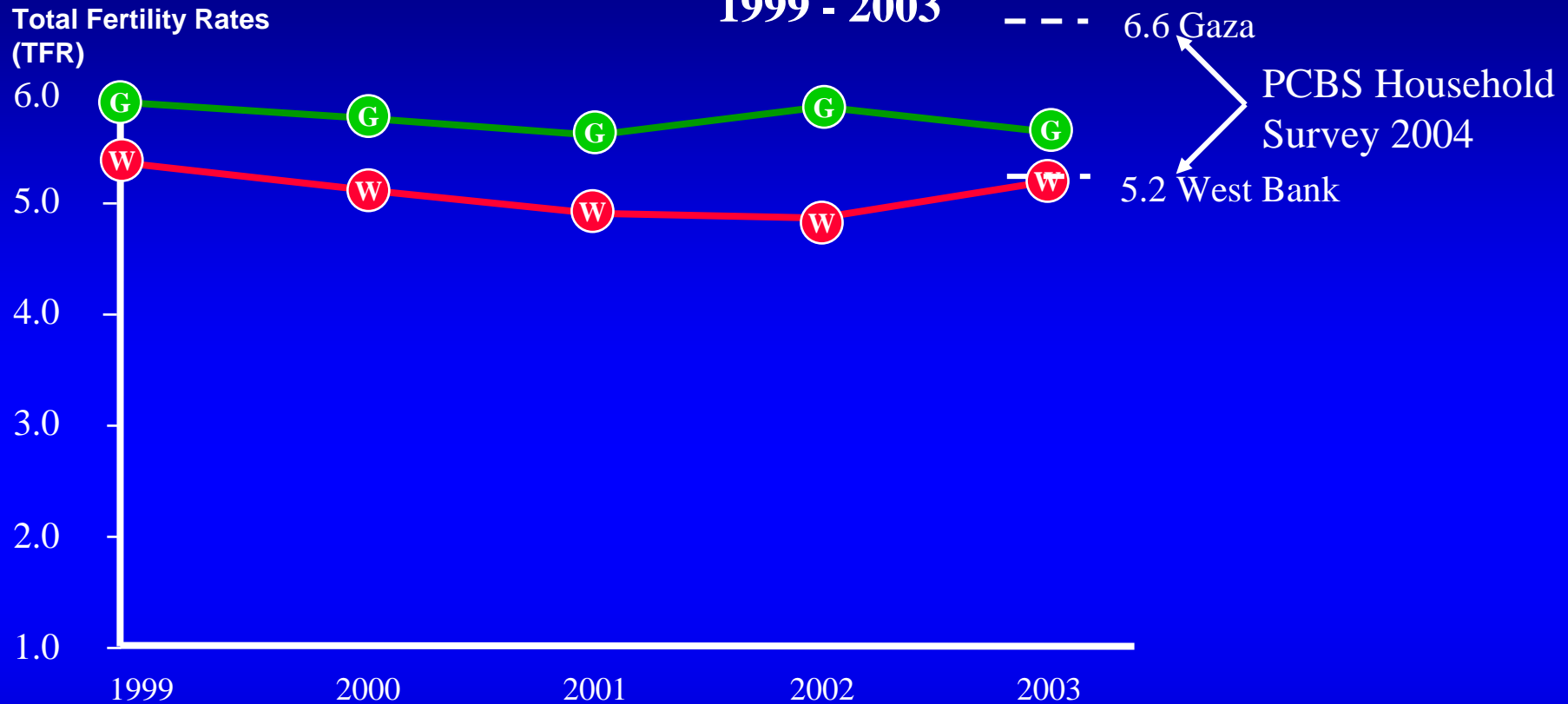


From 1997 - 2003, growth in Territories was substantially below the 1998 PCBS forecast. West Bank overall growth rates (*natural growth less emigration*) were below Israeli Jewish growth (*natural growth plus immigration*). Israel Arab growth was partially fueled by migration from the West Bank and Gaza.

Total Fertility Rates (TFR) West Bank and Gaza

Study Results

1999 - 2003



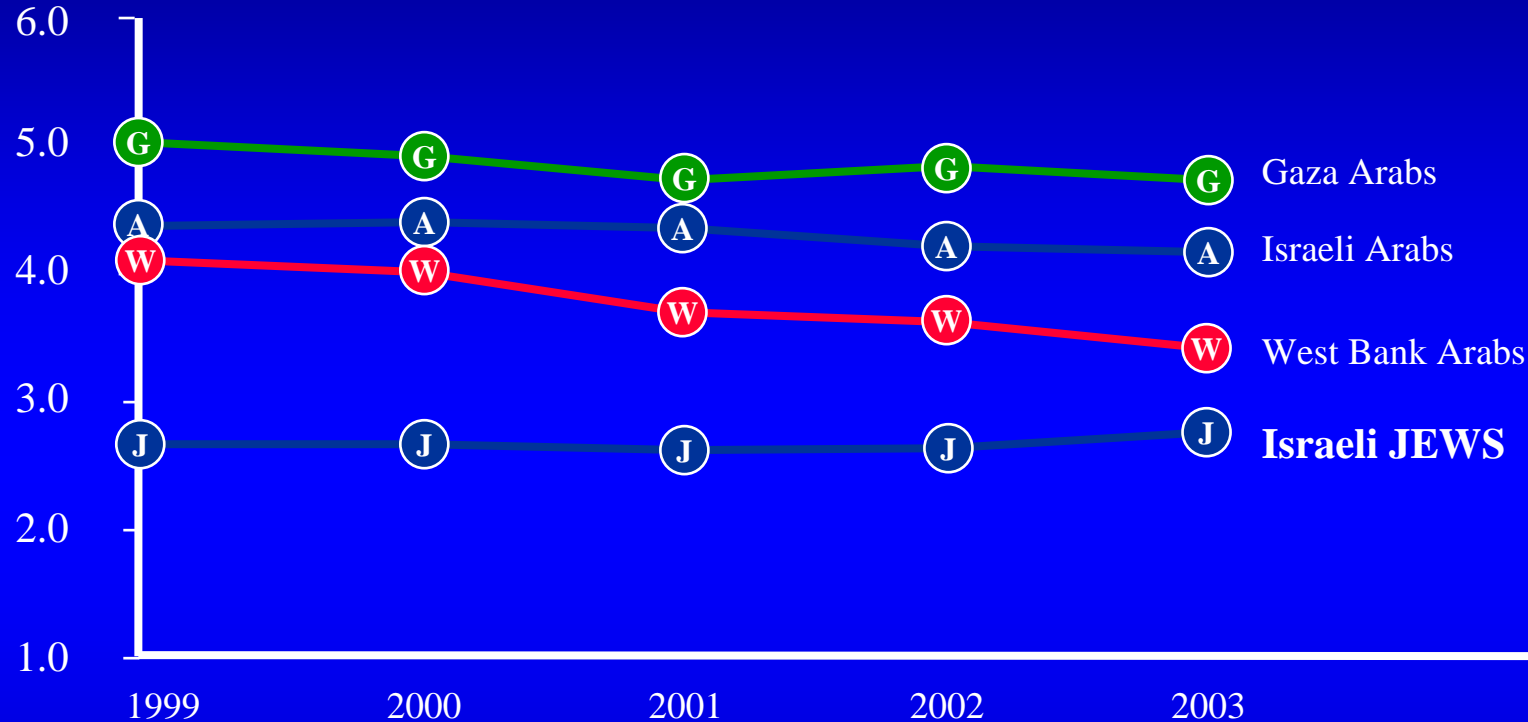
Source: Israel Central Bureau of Statistics Website, ICBS Annual Yearbook 2004, Tables 3.12, 3.13 and 3.14
PA Ministry of Health Reports 2003

PA Ministry of Health birth data for a residents-only population base yield fertility rates compatible with recent figures found in the PCBS 2004 Household Survey (5.2 for West Bank, 6.6 for Gaza)

Total Fertility Rates (TFR) by Population Segment ICBS and PA Ministry of Health Statistics

1999 - 2003

Total Fertility Rates
(TFR)



Source: ICBS, Israel Statistical Abstract, PA Ministry of Health Reports 2003

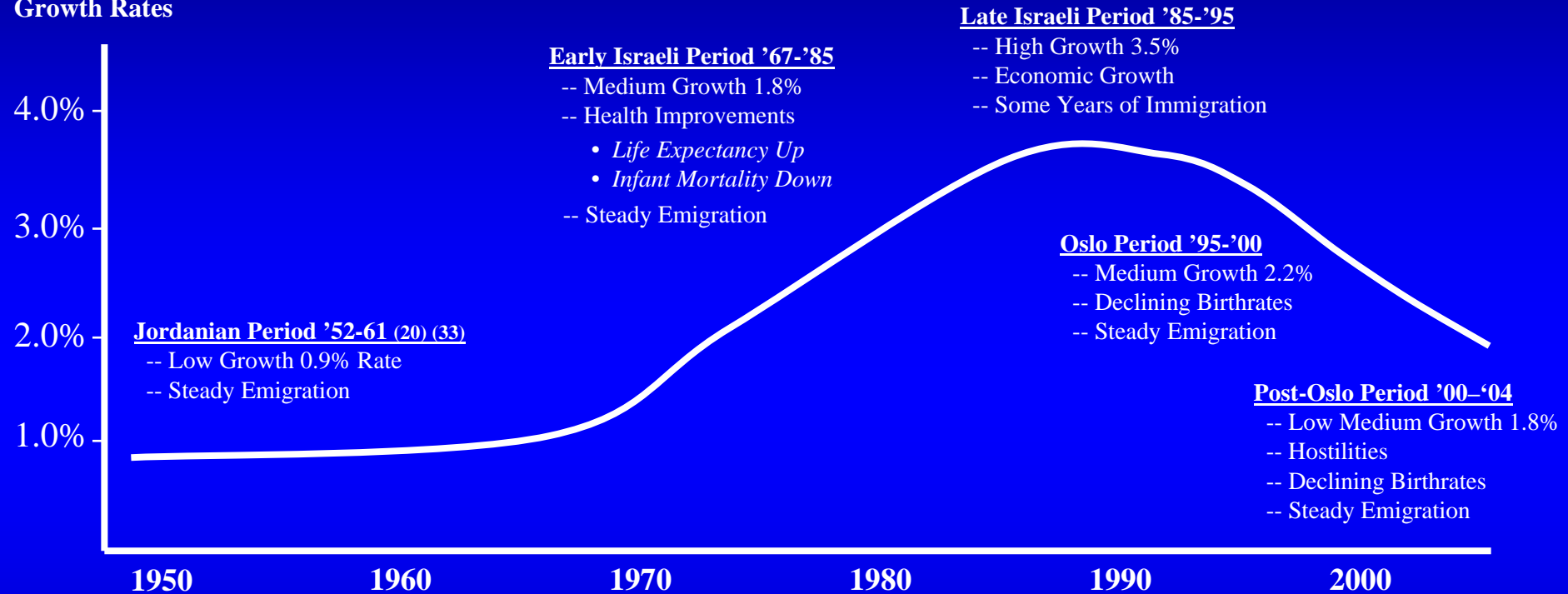
The PA Ministry of Health reported lower fertility rates for the West Bank and Gaza than those found in this Study. Comparing this data to ICBS figures for Israeli Jews and Israeli Arabs show a convergence in fertility between Israeli Jews and West Bank Arabs.

The PA Ministry of Health computes these statistics by dividing actual births recorded in the field by inflated population estimates from the PCBS. As a result, their fertility rates might be too low. The PA Ministry of Health 2005 Annual Report reaffirms their birth figures despite the disagreement with PCBS.

West Bank

Phases of Population Growth (1950-2004)

Annual Population Growth Rates

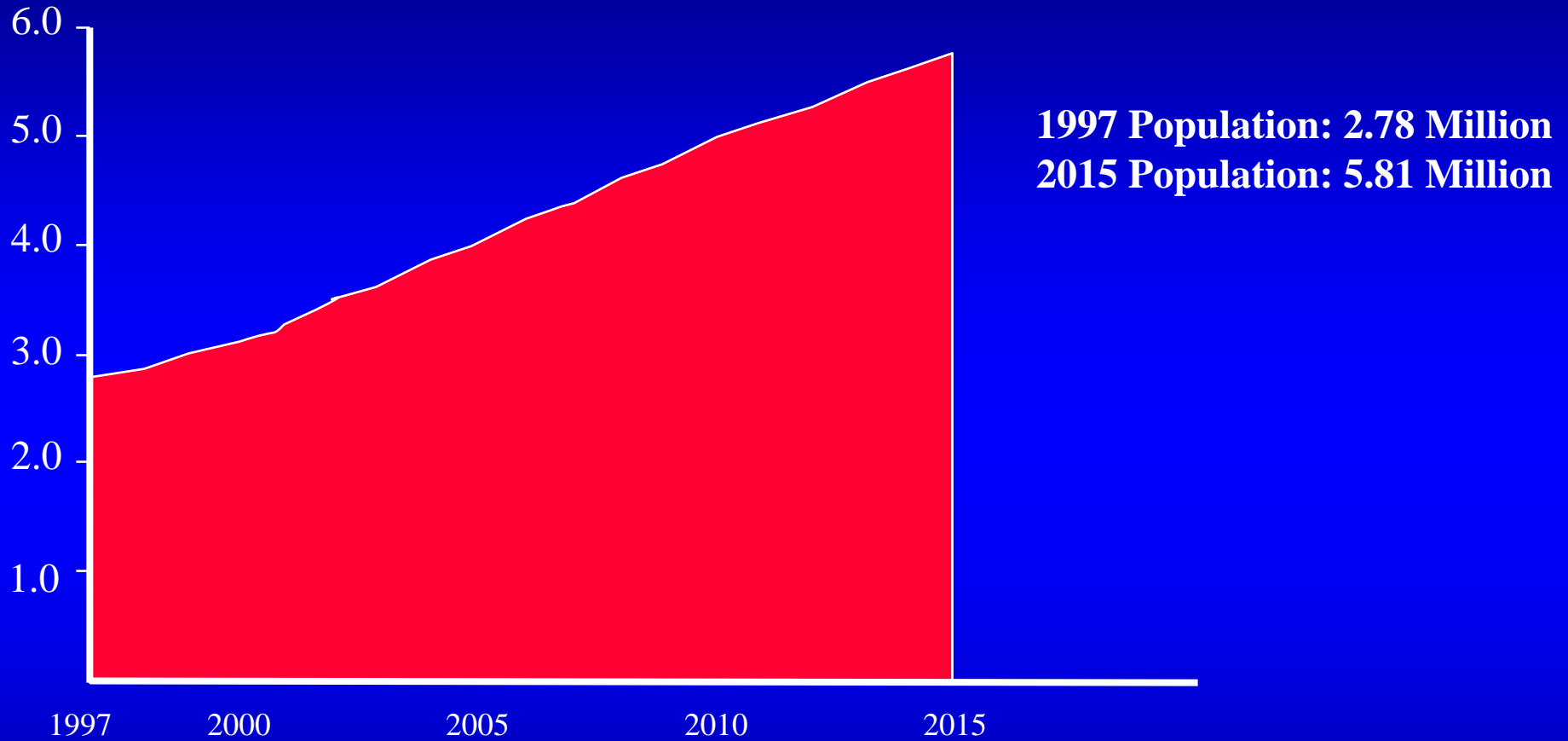


Growth rates in the West Bank are experiencing the normal stages of population development

Growth rates for the West Bank are approaching levels of a developed Western society and are now similar to growth rates for Israeli Jews.

Arab Population in the West Bank and Gaza 1997 PCBS Census and Projection (1997 - 2015)

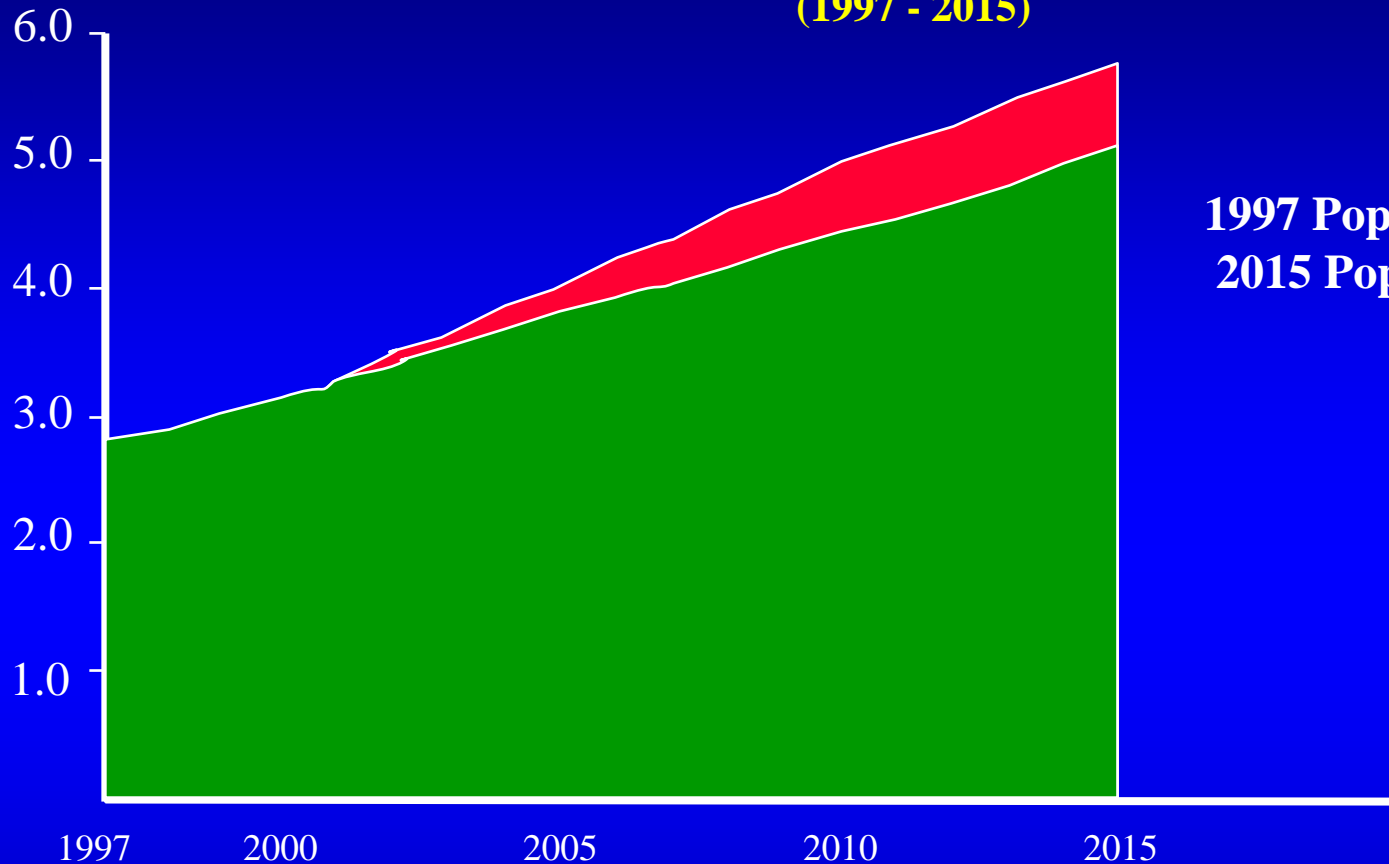
Millions of People



Source: Palestine Central Bureau of Statistics, Demographic Indicators of the Palestinian Territory, 1997 - 2015

Arab Population in the West Bank and Gaza
2005 PCBS Revised Projection
(1997 - 2015)

Millions of People



1997 Population: 2.78 Million
2015 Population: 5.09 Million

Source: Palestine Central Bureau of Statistics, Summary Statistics, Palestinian Territory, 1997 - 2015

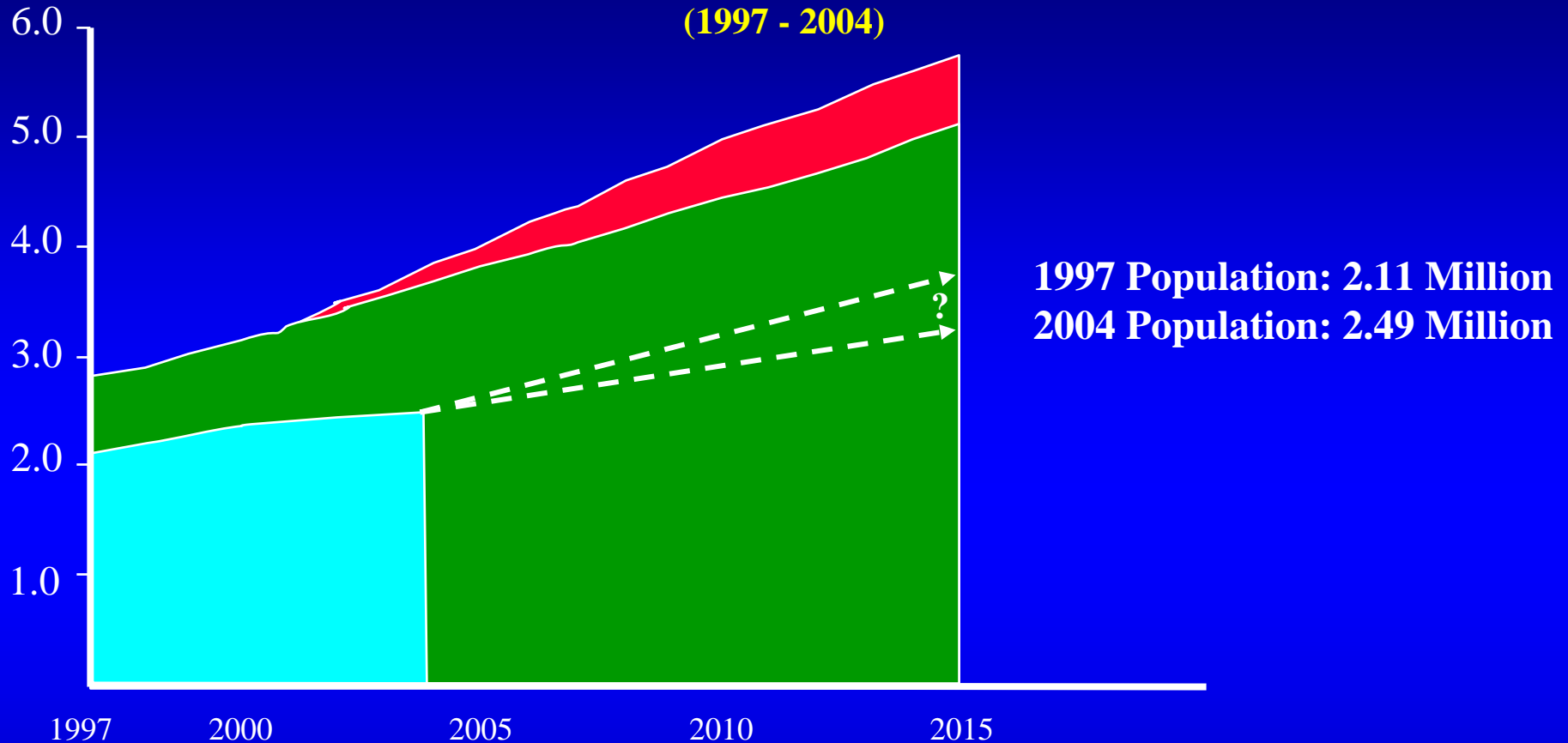
Two months after the results of this Study were released in January 2005, the PCBS removed all immigration assumptions from 2001 – 2015. This change reduced their population estimate by 200K in 2004 and $\frac{3}{4}$ of a million by 2015.

Arab Population in the West Bank and Gaza

The Million Person Gap

(1997 - 2004)

Millions of People



Source: Arab Population in the West Bank and Gaza: The Million Person Gap. Zimmerman, Seid, Wise

The revised PCBS Projection still includes residents living abroad and Jerusalem Arabs. Births forecast for these groups have moved their estimates far away from actual birth activity. While the PCBS has begun to remove immigrants who never arrived, it still needs to remove emigrants and persons who have migrated to Israel every year since 1997.

**Arab Population
In the West Bank & Gaza
*The Million Person Gap***

Contact Information

In USA:

Mr. Bennett Zimmerman

Ph: 310-617-4180

E-mail: ben@pademographics.com

Arab Population in the West Bank and Gaza: The Million Person Gap debuted at the American Enterprise Institute in Washington, D.C. on January 10, 2005. The Begin-Sadat Center for Strategic Studies plans to publish a version of the Study. The study can be found at www.pademographics.com

The authors of this study have completed a companion piece, “**Forecast for Israel and West Bank 2025**,” which was first introduced at the 6th Herzliya Conference on January 23, 2006.